

REPORT OF THE DIRECTOR OF AUDIT ON THE ACCOUNTS OF THE  
FISH MARKET AND CENTRE  
FOR THE TWO YEARS ENDED  
31ST DECEMBER, 1961, AND 31ST DECEMBER, 1962.

---

REPORT OF THE DIRECTOR OF AUDIT ON THE ACCOUNTS OF THE  
FISH MARKET AND CENTRE  
FOR THE TWO YEARS ENDED  
31ST DECEMBER, 1961, AND 31ST DECEMBER, 1962.

---

The books and accounts of the Fish Market and Centre for the two years ended 31st December, 1961, and 31st December, 1962, have been examined under my direction.

TRADING AND PROFIT AND LOSS ACCOUNT - 1961  
Operation of Market Services

Miscellaneous Expenses - \$1,849.08

2. As the result of an error of commission, the total miscellaneous expenses for the year have been over-stated by \$20.00.

Net Loss - \$8,883.65

3. As the result of the comment at paragraph 2, above, the net loss for the year has been over-stated by \$20.00.

BALANCE SHEET AS AT 31ST DECEMBER, 1961

(a) Assets

Government Produce Depot, Georgetown \$2,184.49

4. The balance, due to the Fish Market and Centre, as reflected in the books of the Government Produce Depot at 31st December, 1961, was \$2,180.57, a difference of \$3.92.

<u>Milk Pasteurisation Plant - Open Accounts</u>	\$470.55
<u>Milk Pasteurisation Plant - General Ledger</u>	
Account	15.47
	<u>\$486.02</u>

5. The balance due to the Fish Market and Centre as reflected in the books of the Milk Pasteurisation Plant at 31st December, 1961, was \$346.80, a difference of \$139.22.

(b) Liabilities

Accountant General Current Account - \$8,103.84

6. As a result of the comment at paragraph 3, above, this balance has been over-stated by \$20.00.

7. The balance of the deposit account as shown in the books of the Accountant General at 31st December, 1961, was \$14,130.52. It has been suggested that steps should be taken to reconcile and adjust the difference of \$6,026.68.

Sundry Creditors - Open Accounts - \$9,521.31

8. As a result of the error of commission mentioned at paragraph 2, above, this total has been over-stated by \$20.00.

TRADING AND PROFIT AND LOSS ACCOUNT - 1962

Sales - \$341,704.78

9. Errors in calculating the selling price of fish have resulted in several incorrect charges to customers' accounts and a net under-statement of \$49.28, in the total sales for the year.

Net Loss - \$40,619.90

10. As a result of the comment at paragraph 9, above, the net loss for the year has been over-stated by \$49.28.

BALANCE SHEET AS AT 31ST DECEMBER, 1962

(a) Assets

Sundry Debtors - Open Accounts - \$26,179.13

11. As the result of the incorrect charges to customers' accounts, mentioned at paragraph 9, above, this total has been under-stated by a net amount of \$49.28.

12. Information has been requested concerning the action taken to effect recovery of sundry debtors' balances totalling \$13,511.42, which have remained outstanding for a considerable period.

13. Attention has also been drawn to the position regarding balances due by fish centres and fish vendors. It would appear that there has been very unsatisfactory credit control and, as a result, large balances, far in excess of the approved limit of one week's credit, have been permitted to accumulate.

14. It has been suggested that action should be taken to clear credit balances on debtors' accounts totalling \$1,198.56, at 31st December, 1962.

<u>Milk Pasteurisation Plant - Open Accounts</u>	- \$4,313.80
<u>Milk Pasteurisation Plant - General Ledger Account</u>	- 32.13
	<u>\$4,345.93</u>

15. The balance due to the Fish Market and Centre, as reflected in the books of the Milk Pasteurisation Plant at 31st December, 1962, was \$3,808.61. It has been suggested that steps should be taken to reconcile and adjust this difference of \$537.32.

Deposit on Ammonia Cylinders - \$1,036.80

16. It would appear that the cylinders, in respect of which this deposit had been paid, had all been returned during 1962, but the deposit remained unrecovered up to the time of inspection in August, 1963. This is unsatisfactory.

(b) Liabilities

Accountant General Current Account - \$44,839.46

17. As a result of the comments at paragraphs 6, and 10, above, this balance has been over-stated by \$69.28.

18. It has not been possible to verify this balance with the balance of the Treasury Deposit Account, as at the time of inspection in August, 1963, the books of the Accountant General had not yet been closed to 31st December, 1962.

Sundry Creditors - Open Accounts - \$20,945.30

19. As a result of the comment at paragraph 7, above, this balance has been over-stated by \$20.00.

20. This balance includes an amount of \$183.52, which has remained unpaid since 1960. It has been suggested that steps should be taken to clear this account.

GENERAL

Stock

21. Stock lists, duly certified by an employee of the Fish Market and Centre, have been produced in support of the stocks on hand at 31st December, 1961, and 31st December, 1962. Attention has been drawn to the fact that a physical check of these stocks by a Board of Survey, has however, not been carried out.

22. Attention has been drawn to the writes off of abnormal losses resulting from spoilage and shrinkage.

23. It was claimed that 24,247 pounds of fish, valued at approximately \$8,392.78, had been condemned as being unfit for human consumption on the recommendation of the I.C.A. Fisheries Adviser during the quarter ended 30th September, 1961, and accordingly written off. It would appear, however, that this officer did not agree that this quantity of fish had been disposed of due to spoilage during a three months period. He further denied that he had been advised of this loss and suggested that the matter warranted an investigation. Information has been requested as to what further action, if any, was taken in the matter.

24. Certificates from the Municipal Incinerator have not been seen confirming the destruction of 87,873 pounds of fish which had been written off due to spoilage during 1962 and which, it was claimed, had been sent to the Incinerator for destruction.

25. Shortages of stock which are revealed by a physical check are written off as shrinkage without, it would appear, any investigation being carried out as to the causes for such large discrepancies. It follows that any shortages which may have resulted from theft, fraud or clerical errors are automatically written off.

26. It was brought to attention in our 1960 report that the writing off of spoilages and shrinkages was not done in accordance with the approved procedure. On 7th June, 1961, the Director of Marketing gave an assurance that strict compliance with the procedure would, in future, be insisted upon. However, during the period under review no evidence has been seen that the correct procedure has been implemented.

27. The spoilages and shrinkages in this Market are reaching alarming proportions. I am not satisfied that there is sufficient control over the physical stock nor is sufficient investigation into these shortages being carried out and as a result it is not possible to determine if they have resulted from theft, fraud, or serious irregularity.

28. The stock books, as produced for inspection, do not bear any evidence of internal check.

Yearly Deficits

29. Over the last five years, the net deficits, for the running of the Fish Market and Centre, were as follows:-

1958	-	\$57,827.21
1959	-	64,344.39
1960	-	59,134.31
1961	-	45,615.41
1962	-	93,159.83

30. The increased deficit for the year 1962, should give cause for grave concern as such deficits are a charge against Public Funds.

*J. J. Dunlop*

Director of Audit

AUDIT DEPARTMENT,  
GEORGETOWN,  
BRITISH GUIANA.

29th October, 1963.

AUDIT CERTIFICATE

The attached Balance Sheets have been examined. I have obtained all the information and explanations that I have required, and I certify, as a result of this audit, that the Balance Sheets exhibit a true and fair view of the Fish Market and Centre's affairs as at 31st December, 1961, and 31st December, 1962, subject to the observations contained in my Report dated 29th October, 1963.

*X. V. Dooly*  
Director of Audit

AUDIT DEPARTMENT,  
GEORGETOWN,  
BRITISH GUIANA.

29th October, 1963.

41

GOVERNMENT FISH MARKET AND CENTRE  
FINANCIAL REPORT FOR THE YEAR ENDED 31st DECEMBER, 1961


Appendices:-

1. Balance Sheet.
2. Operation of Market Services.
3. Operation of Refrigeration Plant
4. Trading Statement — Fish
5. Trading Statement — Gasolene and Oils
6. Sundry Debtors
7. Sundry Creditors
8. Stock List

2. The deficit for the year's operation was \$45,615.41 which is \$13,518.90 less than the previous year's deficit.

Deficit on Market Services	\$ 8,883.65
do do Refrigeration Plant.	<u>36,731.76</u>
	<u>\$45,615.41</u>

3. Under Head III Agriculture Sub-Head 34 provision was made for a deficit of \$35,000.00. The deficit was therefore exceeded by \$10,615.41. Application to transfer a similar amount from Sub-Head 32 has been made, as there was a substantial saving under this Head.

  
 Chief Accountant (ag.)  
 Marketing Division.  
 21st May, 1962.




143

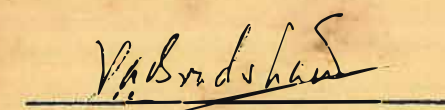
GOVERNMENT FISH MARKET AND CENTRE

BALANCE SHEET FOR THE YEAR ENDED 31st DECEMBER, 1961

<u>1960</u>	<u>LIABILITIES</u>		<u>ASSETS</u>	<u>1960</u>
\$65,141.43  <u>\$75,000.00</u> <u>9,858.57</u>	<u>Accountant General Account</u> \$66,896.16  Working Capital \$75,000.00 Less Current Acct. <u>8,103.84</u>  <u>Sundry Creditors</u>  Open Accounts 9,521.31 Paul Magnon .29 C. Roberts .03		Petty Cash \$ 50.00 Cash in hand 234.78 Cash in Bank 32,088.56 Dept. Charge Fund <u>10.00</u> \$32,383.34  <u>Stock</u> Fish \$11,467.57 Gasolene & Oils 1,485.29 Refrigeration Plant Supplies 8,292.68 Scrap Iron <u>19.88</u> \$21,265.42  <u>Sundry Debtors</u> Open Accounts \$15,420.35 G.P.D-Georgetown 2,184.49 Govt. Ham & Bacon Factory. 1,058.96 Cape St. Mary 1,531.38 Milk Past.Plant 15.47 G.P.D - N/A <u>661.09</u> \$20,871.74  Deposit on Amonia Cylinders 1,843.20 Loss of Rblic Funds <u>54.09</u>	\$ 50.00 722.74 16,819.71 10.00  6,380.94 1,096.34 3,496.15 32.72  \$ 13,339.86 11,937.13 15,579.02 1,531.38 -- 498.35  1,267.20 --
\$ 72,761.54	\$ 76,417.79		\$76,417.79	\$ 72,761.54

CERTIFIED CORRECT:-

  
 Assistant Accountant, (ag.)  
 Marketing Division.  
 21st May, 1962.

  
 Chief Accountant, (ag.)  
 Marketing Division.  
 21st May, 1962.

## GOVERNMENT FISH MARKET AND CENTRE

## OPERATION OF MARKET SERVICES FOR THE YEAR ENDED 31st DECEMBER, 1961

1960			1960
\$35,672.90	<u>OPERATING EXPENSES</u>	\$ 30,236.41	<u>REVENUE</u>
\$20,109.02	Salaries and Wages	\$21,110.59	Wharfage
709.99	Repairs & Maintenance-M.V.	700.27	Ramp and Grid
53.45	do do-Buildings	37.87	Rest House
3,246.94	Miscellaneous Expenses	1,849.08	Sundry Revenue
2,400.00	Cold Storage	4,042.14	Landing Fees
918.69	Power and Lights	1,787.16	Cash short & Over
8,033.90	Sussex Street Wharf Exp.	--	Scrap Iron
55.19	Travelling & Subsistence	--	Sussex St. Wharf
145.72	Water Rates	584.14	T. & H. Dept. Freight
--	T. & H. Dept. Freight	125.16	Profit on Fish
			" on Gas
\$35,672.90		\$ 30,236.41	
	<u>ADMINISTRATIVE EXPENSES</u>		Net Loss
\$ 6,758.73	<u>50% of</u>	\$ 6,094.39	\$ 8,883.65
\$ 5,871.38	Salaries and Wages	\$ 3,157.19	\$25,174.40
1,896.27	Repairs & Maintenance-Bldgs.	661.27	
5,546.80	Administrative Expenses	2,220.05	
203.00	Stationery	55.88	
\$13,517.45		\$ 6,094.39	
	<u>INTEREST CHARGES 50% of</u>		
\$ 8,400.00	Trading Capital	\$ 3,750.00	
\$ 3,750.00	Fixed Assets	11,950.00	
13,050.00		\$ 15,700.00	
	<u>REPLACEMENT CHARGES 50% of</u>		
\$ 6,000.00	Buildings	\$ 4,400.00	
4,400.00	Machinery	6,000.00	
\$ 6,000.00	Furniture & Fixture	100.00	
100.00	Miscellaneous Equipment	1,500.00	
1,500.00			
\$56,831.63	Carried forward	\$ 12,000.00	\$ 50,297.83
		\$ 50,180.80	\$56,831.63

\$56,831.63	Brought forward	\$ 12,000.00	\$ 50,180.80	\$50,297.83	\$ 56,831.63
	Suddie Hospital-Write-Off	\$ 107.03			
	Counterfeit Notes do	10.00	\$ 117.03		
<u>\$56,831.63</u>			<u>\$50,297.83</u>	<u>\$50,297.83</u>	<u>\$ 56,831.63</u>

CERTIFIED CORRECT:-

*M. W. [Signature]*  
 Assistant Accountant (ag.),  
 Marketing Division.  
 May, 1962.

*V. [Signature]*  
 Chief Accountant (ag.),  
 Marketing Division.  
 21<sup>st</sup> May, 1962.

## GOVERNMENT FISH MARKET AND CENTRE

OPERATION OF REFRIGERATION PLANT (SUPPLIES &amp; SERVICES) FOR THE YEAR ENDED 31st DECEMBER, 1961

1960

1960				1960		
	\$29,268.64	<u>OPERATING EXPENSES</u>	\$45,123.88	<u>REVENUE</u>		
\$10,032.22		Salaries & Wages	\$13,249.33	Ice Sales	\$14,716.02	\$ 4,156.08
10,016.00		Power and Lights	17,717.90	Storage	13,356.66	11,914.84
602.09		Miscellaneous Expenses	8,540.18	Sundry Revenue	263.84	377.78
3,336.51		Supplies Refrig. Plant	5,019.88	Revenue Water	--	18.75
5,005.22		Repairs and Maintenance	38.00			
276.60		Purchase of Ice	322.50		\$28,336.52	\$16,467.45
--		Travelling & Subsistence	71.55			
--		Equipment	164.54	Net Loss	36,731.76	33,959.91
	<u>\$29,268.64</u>		<u>\$45,123.88</u>			
		<u>ADMINISTRATIVE EXPENSES</u>				
	\$ 6,758.72	50% of	\$ 6,094.40			
\$ 5,871.38		Salaries and Wages	\$ 3,157.21			
1,896.27		Repairs & Maintenance-Bldgs	661.26			
5,546.80		Administrative Expenses	2,220.05			
203.00		Stationery	55.88			
	<u>\$13,517.45</u>		<u>\$ 6,094.40</u>			
		<u>INTEREST CHARGES</u>				
	\$ 8,400.00	50% of	\$ 7,850.00			
\$ 3,750.00		Trading Capital	\$ 3,750.00			
13,050.00		Fixed Assets	11,950.00			
	<u>\$16,800.00</u>		<u>\$15,700.00</u>			
		<u>REPLACEMENT CHARGES</u>				
	\$ 6,000.00	50% of	\$ 6,000.00			
\$ 4,400.00		Buildings	\$ 4,400.00			
6,000.00		Machinery	6,000.00			
100.00		Furniture & Fixtures	100.00			
1,500.00		Miscellaneous Equipment	1,500.00			
	<u>\$12,000.00</u>		<u>\$12,000.00</u>			
	<u>\$50,427.36</u>		<u>\$ 65,068.28</u>		<u>\$65,068.28</u>	<u>\$50,427.36</u>

CERTIFIED CORRECT:-

*M. Woolford*  
 Assistant Accountant (ag.)  
 Marketing Division.  
 21st May, 1962.

*V. Dredt*  
 Chief Accountant (ag.)  
 Marketing Division.  
 21st May, 1962.

GOVERNMENT FISH MARKET AND CENTRE  
TRADING AND PROFIT AND LOSS STATEMENT OF FISH  
FOR THE YEAR ENDED 31st DECEMBER, 1961

<u>1960</u>				<u>1960</u>
\$ 8,446.57	Opening Stock	\$ 6,380.94	Sales	\$ 276,524.71
<u>233,591.54</u>	Purchases	<u>243,548.96</u>		<u>\$ 254,312.34</u>
\$ 242,038.11		\$ 249,929.90		
<u>6,380.94</u>	Less Closing Stock	<u>11,467.57</u>		
\$ 235,657.17		\$ 238,462.33		
<u>18,655.17</u>	Gross Profit	<u>38,062.38</u>		
\$ 254,312.34		\$ 276,524.71		<u>\$ 276,524.71</u>
				<u>\$ 254,312.34</u>

CERTIFIED CORRECT:-

*(H.S. Woolford)*  
 Assistant Accountant (ag.)  
 Marketing Division.  
 21st May, 1962.

*V. B. Radshew*  
 Chief Accountant (ag.)  
 Marketing Division.  
 21st May, 1962.

57

GOVERNMENT FISH MARKET AND CENTRE  
TRADING AND PROFIT AND LOSS STATEMENT

FOR THE YEAR ENDED 31st DECEMBER, 1961.

<u>1960</u>	<u>GASOLENE &amp; OIL</u>		<u>1960</u>		
\$ 681.90	Opening Stock	\$ 1,096.34	Sales	\$ 15,120.47	\$ 18,624.08
<u>17,086.49</u>	Purchases	<u>13,912.60</u>			
\$ 17,768.39		\$ 15,008.95			
<u>1,096.34</u>	Less Closing Stock	<u>1,485.29</u>			
\$ 16,672.05		\$ 13,523.66			
<u>1,952.03</u>	Gross Profit	<u>1,596.81</u>			
\$ 18,624.08		\$ 15,120.47	\$ 15,120.47	\$ 18,624.08	
	<u>OPERATING EXPENSES</u>				
\$ 791.01	Salaries and Wages	\$ 817.10	Gross Profit	\$ 1,596.81	\$ 1,952.03
240.00	Power and Lights	120.00			
--	Miscellaneous Expenses	<u>27.50</u>			
\$ 1,031.01		\$ 964.60			
<u>921.02</u>	Net Profit	<u>632.21</u>			
\$ 1,952.03		\$ 1,596.81	\$ 1,596.81	\$ 1,952.03	

CERTIFIED CORRECT:-

*M. Woolfson*  
Assistant Accountant (ag.)  
Marketing Division.  
21st May, 1962.

*V. Brindley*  
Chief Accountant (ag.)  
Marketing Division.  
21st May, 1962.

55

GOVERNMENT FISH MARKET AND CENTRE  
SUNDRY DEBTORS AS AT 31st DECEMBER, 1961

	<u>DEBIT</u>	<u>CREDIT</u>
April, Joseph	\$ 18.88	
Ambrose, Edgar	529.28	
Ally, Sam	46.80	
African Manganese Company	57.72	
Best Hospital	2,876.70	
Bethel, R.	38.50	
Booker's Super Market	118.00	
B.G. Consolidated Gold Fields	15.00	
Burgan, W.	122.60	
Boodram, Kissoon	11.00	
Booker's Stores Limited	266.94	
Carnegie Trade School	45.16	
Cordis, Cyril	155.87	
Cape St. Mary	.40	
Converti, M.	163.54	
Clement, P.	139.44	
Caesar, J.	16.75	
Dept. of Agriculture; Fisheries Division Inland	229.05	
" " " Agric. Supt. E.B.D.	1.35	
" " " " " Essequibo	21.76	
" " " Fisheries Division Marine	43.72	
Dookoo, J.	327.68	
Dept. of Agriculture; Vlissengen Road	3.04	
DeRoche, P.	182.25	
DeFreitas, G.	168.52	
Dept. of Agric. Fisheries Research	46.20	
Cape St. Mary	4.32	
Dept. of Agriculture: Fisheries Extension	3.10	
" " " Asst. Director Vet.	--	
Ferrier, C.A.	116.66	
Girdharry, E.A.	.08	
Govt. T. T. College	181.29	
Gregg, G.	65.25	
Gibson, J.R.	.39	
Hunte, O.	94.56	
Hotel Tower	82.00	
Holtz, C.J.	97.00	
Josiah, Francis	12.15	
Juma, H.	202.80	
Kowlessar, A.	99.00	
Khan, M.A.H.	72.27	
Leprosy Hospital	819.92	
Lyte, R.	108.00	
Milk Pasteurisation Plant	470.55	
Mental Hospital	167.14	
Mendonca, L.	1.19	
Mittelholzer, C.I.V.	70.00	
McIntosh	55.25	
Noel, Sandiford	74.50	
Palms Institution	245.80	
Public Hospital, Georgetown	302.47	
" " Suddie	468.79	
" " Mabaruma	616.66	
" " Bartica	62.74	
" " New Amsterdam	449.98	
Prison Dept. H.M.P.S. and Georgetown	152.00	
" " New Amsterdam	282.16	
Police Supt; Other Ranks Mess	44.00	
Police Consumers Co-op	65.71	
Police Training School	2.00	
Paul, L.F.	659.00	
Patrick, D.	32.00	
Persaud, Basdeo	158.70	
Peters, H.	8.00	
Peters, Simon		
Peters, W.		

Carried forward

\$ 11,799.67

	<u>DEBIT</u>	<u>CREDIT</u>
Brought forward	\$14,799.67	
Prison Dept. Georgetown.	476.05	
Prison Department, Mazaruni	1,079.90	
Persaud, Cidy	382.92	
Ramroop, James	1.20	
Ramkissoon, G.	35.00	
Roberts, M.	47.00	
Ryan, S.	34.00	
Roberts, J.	53.50	
Sahadeo, J.	24.00	
Scott, R.F.	70.00	
Stoll, F.	384.80	
Sookhai, R.	3.00	
St. Joseph's Mercy Hospital	439.50	
Samuels, Herbert	20.00	
Van-Sluytman, J.	816.03	
Van-Sluytman, A.	21.75	
Walker, Oscar	5.28	
Wray, K.F.N.	3.20	
Wyatt, A.	539.45	
Wharfage - Sundry Debtors	16.00	
Young, E.	1.64	
Suspense Account	.37	
	<hr/>	
	\$16,253.06	
	<hr/>	
Sundry Debtor's December, 1961	\$15,420.35	
	<hr/> <hr/>	



GOVERNMENT FISH MARKET AND CENTRE

SUNDRY CREDITORS AS AT QUARTER ENDED 31st DECEMBER, 1961

Transport and Harbours Department	\$ 250.11
B.G. Electricity Corporation	4,348.65
Petroleum Marketing Agencies Ltd.	1,622.11
G. Baksh	35.00
Public Works Department	296.23
A.M. Fredericks Ltd.	183.52
T. Geddes Grant Ltd.	68.44
Basdeo Persaud	563.00
Ramdeen	97.22
A. Kowlessar	16.28
E. Lawrie	20.02
O. Walker	8.32
I. Kerrutt	56.12
Bookers Stores Ltd.	15.50
Sprostons Ltd.	1,174.88
Technical Assist; Development Organization	117.79
J. N. Gittens	149.35
Mayor and Town Council	56.86
The Daily Chronicle Ltd.	100.00
H.B. Gajraj	49.52
Fisheries Division Extension	274.87
Foster and Company Ltd.	17.50
	<hr/>
	\$ 9,521.31
	<hr/> <hr/>

GOVERNMENT FISH MARKET AND CENTRE  
STOCK LIST AS AT 31st DECEMBER, 1961.

<u>Gasolene &amp; Oil</u>	<u>Gals.</u>	<u>Cost Price</u>	<u>Value</u>
Gasolene	1,930	69½¢ per gln.	\$ 1,341.35
Lubricating Oil	58¾	\$ 2.45 " "	143.94
			\$ 1,485.29

<u>Fish</u>	<u>Heads</u>	<u>Lbs.</u>	<u>Cost Price</u>	<u>Value</u>
Snapper	4,595	12,093¾	.44¢ per lb.	\$ 5,321.25
Queriman	1,006	4,428	.40¢ " "	1,771.20
Grey Snapper (lge)	-	1,783	.42¢ " "	748.86
Sea Trout (lge)	-	60	.32¢ " "	19.20
Sea Trout (sml)	-	196	.20¢ " "	39.20
Snook (lge)	-	345	.42¢ " "	144.90
Table Basha (Med)	-	605	.30¢ " "	181.50
Table Basha (sml)	-	76	.22¢ " "	16.72
Gubby Basha (lge)	-	781	.42¢ " "	328.02
Paggee (sml)	-	18	.18¢ " "	3.24
Paggee (lge)	-	70	.26¢ " "	18.20
Snook (sml)	-	54	.20¢ " "	10.80
Croakers	-	93	.15¢ " "	13.95
Mulletts (sml)	-	607	.24¢ " "	145.68
Mulletts (lge)	-	1,218¼	.34¢ " "	414.21
Moracut (sml)	-	3,184	.20¢ " "	636.80
Moracut (lge)	-	4,491	.36¢ " "	1,616.76
Grouper	8	24	.36¢ " "	8.64
Mixed Fish	-	197	.12¢ " "	23.64
Shrimp	-	12	.40¢ " "	4.80
				\$ 11,467.57

<u>Scrap Iron</u>	<u>Lbs.</u>	<u>Per Ton</u>	<u>Value</u>
	1,483	\$ 30.00	\$ 19.88

CERTIFIED CORRECT:-

*W. H. Isaac*

W. H. ISAAC

FINANCIAL REPORT OF THE GOVERNMENT FISH MARKET AND  
CENTRE FOR THE YEAR ENDED 31st DECEMBER, 1962.

-----oOo-----

Appendices:

1. Balance Sheet
2. Operation of Market Services
3. Operation of Refrigeration Plant
4. Trading Statement - Fish
5. Trading Statement - Gasolene and Oils
6. Sundry Debtors and Creditors
7. Stock List.

2. The deficit on the operation of the Fish Market for the year was \$93,159.83 made up as follows:-

Operating Loss Refrigeration Plant	..	\$	52,539.93
"          "    Market Services	..	..	<u>40,619.90</u>
			<u>93,159.83</u>

3. Fish purchased during the year was 1,091,323 lbs. valued at \$313,783.61, while sales amounted to 916,555 lbs. valued at \$341,704.78.

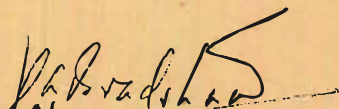
4. The purchases and sales of Gasolene and Oils were \$13,856.16 and \$16,207.51 respectively.

5. The sales on ice were \$10,076.24, a decrease of \$4,639.78 on the previous year's operations.

6. Expenditure under Head 36, Sub-Head 9 is as under:-

Amount voted	..	..	..	\$	22,571.00
Supplementary Provision	..	..	..		<u>18,470.00</u>
				\$	41,041.00
Deficit for year	..	..	..		<u>93,159.83</u>
Expenditure in excess	..	..	..	\$	<u>52,118.83</u>

7. It is proposed to set off this excess of \$52,118.83 under Sub-head 9 against a saving of \$85,609.00 under Sub Head 7 of the same Head 36, application to this effect has been made to the Accountant General.

  
 Chief Accountant (ag.)  
 Marketing Division.

## GOVERNMENT FISH MARKET AND CENTRE

## BALANCE SHEET FOR THE YEAR ENDED 31st DECEMBER, 1962

1961

1961

LIABILITIESASSETS\$66,896.16 Accountant General Account \$30,160.54Working Capital \$75,000.00  
Less Current Acct: 44,839.46Sundry Creditors

9,521.31	Open Accounts	\$20,945.30	
29	Paul Magnon	29	
03	C. Roberts	03	
	Rural Ice Boxes	161.25	
	Comptroller of Customs (Duty)	20	
	G.P.D. G. Town	<u>4,263.19</u>	\$25,370.26

\$76,417.79

Petty Cash	\$ 50.00	\$ 50.00
Cash in hand	3,095.21	234.78
Cash in Bank	8,907.69	32,088.56
Dept. Change Fund	<u>10.00</u>	<u>10.00</u>
	\$12,062.90	

Stock

Fish	\$ 3,076.22	11,467.57
Gasolene & Oils	937.38	1,485.29
Refrigeration		
Plant Supplies	8,124.83	8,292.68
Scrap Iron	<u>276.36</u>	<u>19.88</u>
	\$12,414.79	

Sundry Debtors

Open Accounts	\$26,179.13	\$15,420.35
G.P.D. G. Town	--	2,184.49
Govt. Ham & Bacon Factory	1,322.45	1,058.96
Cape St. Mary	1,531.38	1,531.38
Milk Past. Plant	32.13	15.47
G.P.D. -N/A	<u>567.50</u>	<u>\$29,632.59</u>
T. & H. Dept. Claim Account	15.38	--
Deposit on Ammonia Cylinders	1,036.80	\$ 1,843.20
Loss of Public Funds	--	54.09
Dept. of Agric. Y. Yham	354.37	
Wages Over Drawn	8.97	

\$55,530.80\$55,530.80\$76,417.79

CERTIFIED CORRECT:

*[Signature]*  
Assistant Accountant, (ag.)  
Marketing Division.  
8/4/63

*[Signature]*  
Chief Accountant, (ag.)  
Marketing Division.  
8/4/63

## GOVERNMENT FISH MARKET AND CENTRE

## OPERATION OF MARKET SERVICES FOR THE YEAR ENDED 31st DECEMBER, 1962

1961				1961	
	\$30,236.41	<u>OPERATING EXPENSES</u>		\$43,414.14	<u>REVENUE</u>
\$21,110.59		Salaries and Wages	\$29,424.77		Sundry Revenue \$ 155.25
700.27		Repairs & Maintenance -M.V.	758.61		Landing Fees 1,921.71
37.87		do. & do. -Buildings	143.58		Cash short and
1,849.08		Miscellaneous Expenses	5,020.75		over. 02
4,042.14		Cold Storage	4,800.00		Scrap Iron 93.45
1,787.16		Power and Lights	2,405.19		T.&H. Dept.
584.14		Water Rates	611.63		(Freight) 201.81
125.16		T.& H. Dept. Freight	249.61		Profit on
					Fish. 19,529.82
					Profit on Gas. 655.83
					Water Rates. 39.76
	\$ 6,094.39	<u>ADMINISTRATIVE EXPENSES</u>		\$ 6,252.41	
		50% of			
\$ 3,157.19		Salaries and Wages	3,027.15		\$22,597.65
661.27		Repairs & Maintenance -Bldgs	708.62		\$41,414.18
2,220.05		Administrative Expenses	2,516.64		
55.88		Stationery	--		Net Loss 40,619.90
					8,883.65
\$ 6,094.39			\$ 6,252.41		
	\$ 7,850.00	<u>INTEREST CHARGES 50% of</u>		\$ 7,551.00	
\$ 3,750.00		Trading Capital	\$ 3,750.00		
11,950.00		Fixed Assets	11,352.00		
\$15,700.00			\$15,102.00		
	\$ 6,000.00	<u>REPLACEMENT CHARGES</u>		\$ 6,000.00	
		50% of			
\$ 4,400.00		Buildings	\$ 4,400.00		
6,000.00		Machinery	6,000.00		
100.00		Furniture & Fixtures	100.00		
1,500.00		Miscellaneous Equipment	1,500.00		
12,000.00			\$12,000.00		
	107.03	Suddie Hospital Write-Off	--		
	10.00	Counterfeit Notes " "			
	\$50,297.83			\$63,217.55	\$63,217.55
					\$50,297.83

CERTIFIED CORRECT: Al Woolford  
 Assistant Accountant, (ag.)  
 Marketing Division.  
 8/4/63.

V. B. Richardson  
 Chief Accountant, (ag.)  
 Marketing Division.  
 8/4/63.

GOVERNMENT FISH MARKET AND CENTRE

OPERATION OF REFRIGERATION PLANT (SUPPLIES & SERVICES) FOR THE YEAR ENDED 31st DECEMBER, 1962

1961

1961

\$45,123.88 OPERATING EXPENSES

\$55,427.33 REVENUE

\$13,249.33	Salaries & Wages	\$11,578.23
17,717.90	Power & Lights	27,104.44
8,540.18	Miscellaneous Expenses	3,468.96
5,019.88	Supplies Refrig: Plant.	7,272.75
38.00	Repairs & Maintenance	3,558.95
322.50	Purchase of Ice	2,444.00
71.55	Travelling & Subsistence	--
164.54	Equipment	--
<u>\$45,123.88</u>		<u>\$55,427.33</u>

Ice Sales	\$10,076.24	\$ 14,716.02
Storage	12,350.71	13,356.66
Sundry Revenue	263.84	263.84
Revenue Water	--	--
	<u>\$22,690.79</u>	<u>\$ 28,336.52</u>
Net Loss	52,539.93	36,731.76

\$ 6,094.40 ADMINISTRATIVE EXPENSES

\$ 6,252.39

	<u>50% of</u>	
\$ 3,157.21	Salaries & Wages	\$ 3,027.14
661.26	Repairs & Maintenance-Bldgs	708.61
2,220.05	Administrative Expenses	2,516.64
55.88	Stationery	--
<u>\$ 6,094.40</u>		<u>\$ 6,252.39</u>

\$ 7,850.00 INTEREST CHARGES

\$ 7,551.00

	<u>50% of</u>	
\$ 3,750.00	Trading Capital	\$ 3,750.00
11,950.00	Fixed Assets	11,352.00
<u>\$15,700.00</u>		<u>\$15,102.00</u>

\$ 6,000.00 REPLACEMENT CHARGES

\$ 6,000.00

	<u>50% of</u>	
\$ 4,400.00	Buildings	\$ 4,400.00
6,000.00	Machinery	6,000.00
100.00	Furniture & Fixtures	100.00
1,500.00	Miscellaneous Equipment	1,500.00
<u>\$2,000.00</u>		<u>\$12,000.00</u>

\$65,068.28

\$75,230.72

\$75,230.72

\$65,068.28

CERTIFIED CORRECT:

*Al Woolford*  
 Assistant Accountant, (ag.)  
 Marketing Division.  
 8/4/63.

*P. Bruders*  
 Chief Accountant, (ag.)  
 Marketing Division.  
 8/4/63.

GOVERNMENT FISH MARKET AND CENTRE  
TRADING AND PROFIT AND LOSS STATEMENT OF FISH  
FOR THE YEAR ENDED 31st DECEMBER, 1962

<u>1961</u>				<u>1961</u>
₹ 6,380.94	Opening Stock	₹ 11,467.57	Sales	₹ 341,704.78
<u>243,548.96</u>	Purchases	<u>313,783.61</u>		₹ 276,524.71
₹ 249,929.90		₹ 325,251.18		
<u>11,467.57</u>	Less Closing Stock	<u>3,076.22</u>		
₹ 238,462.33		₹ 322,174.96		
<u>38,062.38</u>	Gross Profit	<u>19,529.82</u>		
<u>₹ 276,524.71</u>		<u>₹ 341,704.78</u>		<u>₹ 341,704.78</u>
				<u>₹ 276,524.71</u>

CERTIFIED CORRECT:

*Woolfson*  
 Assistant Accountant, (ag.)  
 Marketing Division.  
 8/4/63.

*Abraham*  
 Chief Accountant, (ag.)  
 Marketing Division.  
 8/4/63.

GOVERNMENT FISH MARKET AND CENTRE  
TRADING AND PROFIT AND LOSS STATEMENT  
FOR THE YEAR ENDED 31st DECEMBER, 1962  
GASOLENE AND OILS

1961

\$ 1,096.34	Opening Stock	\$ 1,485.29	
<u>13,912.61</u>	Purchases	<u>13,856.16</u>	Sales
\$ 15,008.95		\$ 15,341.45	
<u>1,485.29</u>	Less Closing Stock	<u>937.38</u>	
\$ 13,523.66		\$ 14,404.07	
<u>1,596.81</u>	Gross Profit carried down	<u>1,803.44</u>	
<u>\$ 15,120.47</u>		<u>\$ 16,207.51</u>	

OPERATING EXPENSES

\$ 817.10	Salaries and Wages	\$ 971.28	
120.00	Power and Lights	120.00	Gross Profit brought down.
27.50	Miscellaneous Expenses	---	
<u>---</u>	(Write Off) Loss of Public Funds.	<u>56.33</u>	
\$ 964.60		\$ 1,147.61	
<u>632.21</u>	Net Profit	<u>655.83</u>	
<u>\$ 1,596.81</u>		<u>\$ 1,803.44</u>	

CERTIFIED CORRECT:

*A. S. Woolfson*  
 Assistant Accountant, (ag.)  
 Marketing Division.  
 8/4/63.

73

1961

\$ 16,207.51		\$ 15,120.47	
<u>16,207.51</u>		<u>15,120.47</u>	

\$ 1,803.44		\$ 1,596.81	
-------------	--	-------------	--

\$ 1,803.44		\$ 1,596.81	
-------------	--	-------------	--

*V. A. Bradshaw*  
 Chief Accountant, (ag.)  
 Marketing Division.  
 8/4/63.



GOVERNMENT FISH MARKET AND CENTRE

SUNDRY DEBTORS AS AT 31ST DECEMBER, 1962.

April, Joseph	..	..	\$ 13.88
Ambrose, Edgar	..	..	529.28
Ally, Sam	..	..	15.04
Alli, Jack	..	..	4.25
Arjoon, S (Jnr.)	.....	..	527.13
Agard, Benjamin	..	..	218.71
Arjoon, S (Snr.)	..	..	384.46
Andrews, Luther	..	..	9.75
Bradshaw, S.A.	..	..	7.06
Best Sanitorium	..	..	2,473.81
Bethel, R	..	..	38.50
Bookers Super Market	..	..	100.00
B.G. Consolidated Gold Fields	..	..	15.00
Burgan, W	..	..	122.60
Boodram, Kissoon	..	..	11.00
Beresford, R	..	..	171.88
Barrow, G.F.	..	..	12.39
Budhu, K	..	..	338.07
Barratt, Myrtle	..	..	96.30
Cordis, Cyril	..	..	155.87
Cape St. Mary	..	..	.40
Convertie, Maurice	..	..	163.54
Clement, Peterson	..	..	139.44
Caesar, J	..	..	16.75
Carto, B	..	..	5.20
Campbell, P	..	..	223.83
Chandra-Pattie	..	..	72.15
Dept. of Agric. Fisheries Inland	..	..	229.05
" " " Agric. Supt. E.B.D.	..	..	1.35
" " " Agric. Supt. Essequibo	..	..	21.76
" " " Fisheries Marine	..	..	43.72
Dookjoo, J	..	..	327.68
Dent. of Agric. Vlissengen Road	..	..	3.04
DeRoche, Paul	..	..	182.25
DeFreitas, C.J.	..	..	56.52
Dept. of Agric. Fisheries Research	..	..	81.90
" " " Cape St. Mary	..	..	4.32
" " " Asst. Director, Vet.	..	..	12.49
T.A.D.O. c/o Fisheries Div. Ext.	..	..	33.94
Ferrier, C.A.	..	..	116.66
Fresh Foods Limited	..	..	433.50
Girdharry, E.A.	..	..	65. <sup>08</sup>
Gov't Teachers Training College	..	..	198. <sup>22</sup>
Gregg, G	..	..	65.25
Gibson, J.R.	..	..	. <sup>39</sup>
Hunte, Olga	..	..	94.56
Hotel Tower	..	..	238.00
Holtz, C.J.	..	..	97.00
Houssein, E	..	..	98.11
Haffiz, H	..	..	9.47
Ince, Dorothy	..	..	720.16
Jossiah, Francis	..	..	18. <sup>15</sup>
Juma, H.	..	..	202.80
Kowlessar, A	..	..	99.00
Khan, M.A.H.	..	..	103.19
King, R.Z.	..	..	1.11
Kalamadeen, A.K.	..	..	30.00
Khan, Bashir	..	..	71.74
Leprosy Hospital	..	..	186.54
Lyle, Rudolph	..	..	108.00

	B/Forward	\$15,822.17
Mendonca, L	.. ..	1.19
Mittelholzer, C.I.V.	.. ..	50.00
Myers, Cecil	.. ..	73.32
Moonsammy Cecelia	.. ..	4.47
Murphy, D.A.	.. ..	9.00
McIntosh	.. ..	55.25
McGarrell, M	.. ..	152.21
Mackenzie Hotel	.. ..	242.54
Noel, Sandiford	.. ..	74.50
Nan-Kow, R	.. ..	20.02
Palms Institution	.. ..	154.84
Public Hospital Georgetown	.. ..	862.07
Public Hospital Suddie	.. ..	1,346.16
Public Hospital Mabaruma	.. ..	631.87
Public Hospital Bartica	.. ..	108.57
Public Hospital New Amsterdam	.. ..	808.23
Prisons Dept; H.M.P.S. & G/town (1958)Jointly	.. ..	118.45
Prisons Dept., New Amsterdam	.. ..	211.59
Police Dept. Other Ranks Mess	.. ..	166.50
Police Consumers Co-op	.. ..	282.16
Police Training School	.. ..	143.80
Paul, Lancelot F.	.. ..	65.71
Patrick, D	.. ..	2.00
Persaud, Basdeo	.. ..	659.00
Peters, H.	.. ..	32.00
Peters Simon	.. ..	158.70
Peters, W	.. ..	8.00
Prisons Dept. Georgetown	.. ..	266.75
Prisons Dept. Mazaruni	.. ..	363.80
Persaud, Cidy	.. ..	842.80
Parris, Edwin	.. ..	328.84
Police Dept. Quarter Master Store	.. ..	22.40
Ramroop, James	.. ..	1.20
Rankissoon, G	.. ..	35.00
Roberts, M.	.. ..	47.00
Ryan, S.	.. ..	34.00
Roberts, J.	.. ..	53.50
Ramphal, I	.. ..	104.08
Sahadeo, J	.. ..	24.00
Scott, R.F.	.. ..	70.00
Stoll, F	.. ..	384.80
Sookhai, R.	.. ..	3.00
St. Joseph Mercy Hospital	.. ..	288.93
Samuels, Herbert	.. ..	20.00
Subryan, W.	.. ..	456.89
Seymour, A.G.	.. ..	5.95
Seunarine, D.	.. ..	166.16
Seepersaud	.. ..	651.55
Stephens, V.	.. ..	402.26
Shepherd, Percy	.. ..	35.11
Van Sluytman, J	.. ..	816.03
Van Sluytman, A	.. ..	21.75
Walker, Oscar	.. ..	5.28
Wray, Dr. K.F.N.	.. ..	3.20
Wyatt, Alfred	.. ..	622.80
Wharfage - Sundry Debtors	.. ..	16.00
Young, E.	.. ..	1.64
Suspense Account	.. ..	.37


\$ 26,179.13

WI/EA

GOVERNMENT FISH MARKET AND CENTRE  
SUNDRY CREDITORS AS AT 31st DECEMBER, 1962

Transport and Harbours Department	\$ 1,261.34
Mayor and Town Council	,260.04
Sprostons Limited	3,582.70
Public Works Department	157.35
Guiana Graphic Limited	98.40
Forest Department	,485.29
Cold Storage and Ice Depot	1,456.10
B.G. Electricity Corporation	7,472.97
H.A. Yenkana	80.00
Peter Taylor and Company Limited	40.00
I. Douglas	13.44
Technical Assistance Development Organisation	, 1.00
Petroleum Marketing Agencies Limited	3,056.15
Administrator of Housing	18.00
J.N. Gittens	,108.47
T. Geddes Grant Limited	1,813.20
Bookers Stores Limited	36.70
Industrial Holdings (B.G.) Limited	567.00
Govt. Milk Pasteurisation Plant	13.33
H. B. Gajraj	26.77
Rodrigues Limited	8.50
J.P. Santos & Company Limited	166.20
Semco Electrical Services	14.40
Esso Standard Oil	20.25
Govt. Pharmacy	4.18
A.M. Fredericks Limited	183.52
	<hr/>
	\$20,945.30
	<hr/>

Paggee (small)	12	20¢	2.40
Grubby Basha (Large)	487	40¢	194.80
Mulletts (large)	100	28¢	28.00
" (small)	186	12¢	22.32
Snook (large)	23	40¢	9.20
Morocut (large)	55	18¢	9.90
Grouper	2,467	28¢	690.76
Tarpon	100	26¢	26.00
Cod Fish	38	36¢	13.68
Dolphin	23	28¢	6.44
Paggee (large)	231	26¢	60.06
Snapper Slices	243	44¢	106.92
Queriman Slices	411	32¢	131.52
			<hr/>
			\$ 3,076.22
			<hr/>

  
CERTIFIED CORRECT:

GOVERNMENT FISH MARKET AND CENTRE  
SUNDRY CREDITORS AS AT 31st DECEMBER, 1962

Transport and Harbours Department	\$ 1,261.34
Mayor and Town Council	,260.04
Sprostons Limited	3,582.70
Public Works Department	157.35
Guiana Graphic Limited	98.40
Forest Department	,485.29
Cold Storage and Ice Depot	1,456.10
B.G. Electricity Corporation	7,472.97
H.A. Yenkana	80.00
Peter Taylor and Company Limited	40.00
I. Douglas	13.44
Technical Assistance Development Organisation	1.00
Petroleum Marketing Agencies Limited	3,056.15
Administrator of Housing	18.00
J.N. Gittens	,108.47
T. Geddes Grant Limited	1,813.20
Bookers Stores Limited	36.70
Industrial Holdings (B.G.) Limited	567.00
Govt. Milk Pasteurisation Plant	13.33
H. B. Gajraj	26.77
Rodrigues Limited	8.50
J.P. Santos & Company Limited	166.20
Semco Electrical Services	14.40
Esso Standard Oil	20.25
Govt. Pharmacy	4.18
A.M. Fredericks Limited	183.52
	<hr/>
	\$20,945.30
	<hr/>

GOVERNMENT FISH MARKET AND CENTRE  
STOCK LIST AS AT 31ST DECEMBER, 1962

<u>Gasolene &amp; Oil</u>	<u>Gals.</u>	<u>Cost Price</u>	<u>Value</u>
Gasolene	1,280	69½ ¢ per gln.	\$ 889.60
Lubricating Oil	19½	\$2.45	47.78
			<u>\$ 937.38</u>

<u>Scrap Iron</u>	<u>lbs.</u>	<u>Per Ton.</u>	<u>Value</u>
"	2,225	\$35.00	\$ 34.76
"	7 tons 11 cwt.	32.00	<u>241.60</u>
			<u>\$ 276.36</u>

<u>Fish</u>	<u>lbs.</u>	<u>Cost Price</u>	<u>Value</u>
Queriman	5,042	32¢ per lb.	\$ 1,613.44
Snapper	39	44¢ " "	17.16
Grey Snapper	267	40¢ " "	106.80
Table Basha (medium)	143	24¢ " "	34.32
Fish Roe	10	25¢ " "	2.50
Paggee (small)	12	20¢ " "	2.40
Grubby Basha (Large)	487	40¢ " "	194.80
Mulletts (large)	100	28¢ " "	28.00
" (small)	186	12¢ " "	22.32
Snook (large)	23	40¢ " "	9.20
Morocut (large)	55	18¢ " "	9.90
Grouper	2,467	28¢ " "	690.76
Tarpon	100	26¢ " "	26.00
Cod Fish	38	36¢ " "	13.68
Dolphin	23	28¢ " "	6.44
Paggee (large)	231	26¢ " "	60.06
Snapper Slices	243	44¢ " "	106.92
Queriman Slices	411	32¢ " "	131.52
			<u>\$ 3,076.22</u>

*W. H. S. A. C. P.*  
CERTIFIED CORRECT: