

Guyana Police Force



Annual Report 2012

By the Commissioner of Police

CONTENTS

Subject	Page	Paragraph #s
SENIOR OFFICERS OF THE GUYANA POLICE FORCE	1	
EXECUTIVE SUMMARY	2 to 8	1 to 53
Introduction	2	1 to 2
Objectives of the Force	2	3
Mission Statement	2	4 & 5
Crime	3	6 to 19
INDICTABLE AND SUMMARY CRIMES	3	6 to 9
MURDER	3	10
ROBBERY UNDER ARMS (GENERAL)	3	11
LARCENY FROM THE PERSON	3	12
RAPE	3	13
NARCOTICS	4	14 to 19
CANNABIS	4	14 to 15
COCAINE	4	16 to 17
JUVENILE	4	18 to 19
DOMESTIC VIOLENCE	4	20 to 22
TRAFFICKING IN PERSONS	5	23 to 24
Administration and Staffing	5	25 to 27
Training	5	28 to 31
LOCAL	5	28
UNIVERSITY OF GUYANA	5	29
OTHER INSTITUTIONS OF LEARNING	5	30
OVERSEAS	5	31
Traffic	5 to 6	32 to 38
VEHICLE POPULATION	5 to 6	32
FATAL ACCIDENTS	6	33 & 34
OFFENCES	6	35 & 36
DISTANCE/LEARNER DRIVERS TRAINING PROGRAMME	6	37 & 38
Co-operatives	6 to 7	39 to 43
POLICE CONSUMERS' CO-OPERATIVE SOCIETY	6	39 to 41
POLICE CO-OPERATIVE CREDIT UNION	7	42 to 43
Central Welfare Fund	7	44 to 45
Public Relations	7	46 to 47
Office of Professional Responsibility	7	48
Conclusion	7 to 8	49 to 53
 ORGANISATION AND ADMINISTRATION	 9 to 12	 54 to 80
Organisation	9 to 10	54 to 57
Establishment and Strength	10	58
Promotion	10 to 11	59
Honour and Awards	11	60
Sportsman/Sportswoman of the Year 2008	11	61
Best Cop	11	62
Ill Health and Casualties	11	63 & 64
Wastage and Retirements	12	65 & 66
Discipline	12	67
Length of Service	12	68
Enlistment	13	69
Special Constabulary	13	70

Rural Constabulary	13	71
Supernumerary Constabulary	13	72
Neighbourhood Police	13	73
Barrack Labourers & Mess Maids	13	74
Community Policing	13	75 to 78
State Visits	14	79
Foreign Vessels Visits	14	80
Office of Professional Responsibility	14 to 16	81 to 88
Mission	14	81 to 82
Complaints Received and Investigated	15 to 16	83 to 88
Finance	16 to 19	89 to 97
FINANCIAL PROVISION FOR MANAGEMENT OF THE FORCE	16	89 & 90
REVENUE COLLECTED	17	91
CURRENT EXPENDITURE	17 to 18	92 & 93
INFRASTRUCTURE	18	94 to 96
CAPITAL EXPENDITURE	18	97 & 98
RECRUITMENT AND TRAINING	19 to 25	99 to 112
Introduction	19	99
Mission	19	100
Recruitment	19	101
Training	19 to 25	102 to 108
Local	19	102
COURSES	20	103 a
SEMINARS	20	103 b
UNIVERSITY OF GUYANA	21	104 & 105
OTHER INSTITUTIONS OF LEARNING	22	106
OVERSEAS	23 to 24	107 & 108
Qualifying Examinations	24	109
John Campbell Police Museum	24	110 & 111
Ronald Weber Library	24	112
TRAFFIC DEPARTMENT	25 to 31	113 to 114
Introduction	25	113 to 115
State of Road Traffic	25	116 & 117
FATAL ACCIDENTS	25	118 & 119
Cases Made	25	120
ACCIDENTS AND CASUALTIES	25 to 28	121 to 127
PROSECUTIONS	28	128
National Road Safety Week	28 to 29	129 to 130
Driving School	29	131 & 132
Traffic Escorts	29	133
Visual Aids	29	134
Issue of Goods Transportation Licences	29	135
Traffic Education Programme	29	136
School Safety Patrols	29	137 & 138
Seminars for Drivers	30	139
Learner/Driver's Programme	30	140 & 141
Traffic Sign and Road Markings	30	142 & 143
Conclusion	30	144 to 146
CRIMINAL INVESTIGATION DEPARTMENT	31 to 53	141 to 245
Organisation	31	147 to 149
Operations	31	150
Criminal Records Office	31	151
Certificates of Character	31	152 to 153
Crime Recording Unit	32	153 to 154

Brands	32	155
Juvenile Branch	32	156 to 158
Domestic Violence	32 to 33	159 to 162
Trafficking In Person	33	163 to 164
Rosemary Lane Outreach Programme	33	165 to 166
Crime Laboratory	33	167
Fingerprint Branch	33 to 35	168 to 174
Scenes of Crime Unit	35	175 & 177
Photographic Branch	35	178
Ballistic Section	35	179
Firearms Examination Unit	35 to 37	180 to 186
Specimen of Licensed Firearm	37	187
Bomb Disposal Unit	37	188 & 189
Documents Examination / Handwriting Section	38	190 & 191
Forensic Laboratory	38	192 to 193
Medico-Legal Section	38	194
Narcotics Branch	38	195 to 196
CANNABIS	38 to 39	197 to 201
COCAINE	39 to 40	202 to 203
Ecstasy	40	204
Hashish	40 to 41	205 & 208
Fraud Squad	42	209 to 211
Major Crime Investigation Unit	42	212 to 213
Crime Intelligence Unit	42	214 to 215
Interpol / Computer Section	42 to 43	216 to 218
Firearm Trace of the National Training Centre	43	219
Deportee Unit	43	220 to 222
Training Section	44 to 48	223 to 235
Crimes Against Property	48 to 49	236 to 239
Prosecution - Indictable	49	240 to 242
Summary Crimes and Offences	49 to 51	243 & 245
Bicycles	51	246 to 248
Warrants	52	249
Summons	52	250
Revenue	51	251
Firearm Licensed	52	252
OTHER BRANCHES	53 to 59	253 to 305
Department of Development	53	253
Public Relations	53	254 to 261
Tactical Services Unit	53 to 54	262 to 268
Construction Section/Current Expenditure	54 to 55	269
Infrastructure	55	270 to 272
Capital Expenditure	55	273 to 274
Mounted Branch	56	275 to 277
Canine Section	56	278 to 280
Transport Section	56 to 57	281 to 284
Information Technology Department	57	285 to 288
Special Constabulary	57 to 58	289 to 294
WELFARE AND RECREATION	59 to 65	295 to 355
Welfare	59	295
Central Welfare Fund	59	296 to 297
Financial / Loans	59	298
Hospitalisation	59	299 to 300
Deaths	59	301

Benevolent Funds	59 to 60	302 to 304
Distribution of Hampers	60	305
Music and Culture	60	306 to 307
Police Consumers' Cooperative Society	60	308 to 310
Police Cooperative Credit Union Society	60	311 to 312
Police Association	60 to 61	313 to 316
Police Scouts	61	317 to 320
Sports	62	321 to 322
OVERSEAS	62	323
LOCAL/ATHLETICS	62	324
BOXING	62 to 63	325 to 326
CRICKET	63	327
FOOTBALL	63	328
HOCKEY	63	329
INDOOR GAMES	63	330
POWER LIFTING	63	331 to 332
OTHER POLICE DUTIES	64 to 65	333 to 342
Immigration	64	333 & 334
Types of Travel Documents	64	335 to 337
TRAVEL DOCUMENTS	64 to 65	338 to 340
DEPORTEES	65	341 to 342

APPENDICES

APPENDIX 'A'	-	Functional Organizational Chart of the Guyana Police Force
APPENDIX 'B'	-	Guyana Map showing Divisional Boundaries
APPENDIX 'C'	-	Cases of Crime Reported to Police in 2012
APPENDIX 'D'	-	Cases of True Crimes & Offences Reported to Police 2010, 2011 & 2012
APPENDIX 'E'	-	Offences Reported Under Robbery & Extortion 2011 & 2012
APPENDIX 'F'	-	Summary Crimes 2001 – 2012
APPENDIX 'G'	-	Prosecutions and Convictions 2012
Appendix 'H'	-	Monthly Accidents, Casualties and Fatalities for the year 2012
APPENDIX 'I'	-	Fatal Accidents for the year 2012
APPENDIX 'J'	-	Monthly Accidents for the Entire Country Georgetown for the year 2012
APPENDIX 'K'	-	Fatal Accidents for the years 2010, 2011, and 2012

**SENIOR OFFICERS OF THE GUYANA POLICE FORCE
As At DECEMBER 31, 2012**

Mr. Leroy Brumell, DSM
Commissioner (ag)

Mr. Seelall Persaud
Deputy Commissioner 'Law Enforcement'

Mr. Balram Persaud
Assistant Commissioner 'Operations'

Mr. Gavin Primo
Assistant Commissioner 'E & F' Division

Mr. George Vyphuis
Assistant Commissioner 'A' Division

Mr. David Rammarine
Assistant Commissioner 'Department of Development'

Mr. Deryck Josiah
Assistant Commissioner 'B' Division

Ms. Carol Lewis-Primo
Assistant Commissioner 'Deputy Chief Immigration Officer'

Ms. Claire Jarvis
Assistant Commissioner 'Administration'

EXECUTIVE SUMMARY

INTRODUCTION

1. The Guyana Police Force is a body of men and women established under the Police Act Chapter 16:01 to ensure generally that citizens keep the peace and obey the law. It is an organ of the Executive Arm of the State, meant to provide for the security of people's lives and property, while ensuring those persons in breach of the law are brought to justice.

2. During the year 2012, the Guyana Police Force maintained its focus and found solutions to many problems whilst executing its mandate with a high degree of energy, efficiency and effectiveness.

OBJECTIVES

3. Outlined in Section 3(2) of the Police Act, Chapter 16:01, are the objectives of the Force.

These are: -

- a. The prevention and detection of crime
- b. The preservation of law and order
- c. The preservation of the peace
- d. The repression of internal disturbance
- e. The protection of property
- f. The apprehension of offenders;
- g. The due enforcement of all laws and regulations with which it is directly charged; and
- h. It shall perform such Military Duties within Guyana as may be required of it by or under the authority of the Minister.

MISSION STATEMENT

4. It is the mission of the Guyana Police Force in co-operation with the state, the society and citizens of Guyana to provide 'Service and Protection', by preventing and detecting crime, maintaining law and order, controlling traffic, protecting property and preserving the peace, through the provision of the highest standard of professional Police Service with absolute integrity and complete dedication.

5. Policemen and women also perform functions as: -

- a. Custom Officers
- b. Licensing and Certifying Officers
- c. Road Marking and painting of Traffic Signs
- d. Building construction and Repairs
- e. Prison Warders for Juveniles and female prisoners at locations in 'F' Division (Interior)

CRIME

INDICTABLE AND SUMMARY

6. During the year 2012, the Force recorded an increase of three (3%) in Indictable and Summary crimes. There were eighty five thousand and twenty -eight (85,028) crimes reported in 2011, compared with seventy seven thousand, three hundred and thirty two (77,332) Indictable and Summary crimes in year 2011.

7. There was a decrease in the amount of Indictable and Summary cases made in the year 2012 when compared with the year 2011, with a total of thirty five thousand, seven hundred and ninety (35,790) cases made in year 2012 as against fifty one thousand, five hundred and ninety eight (51,598) cases in 2011; a decrease of fifteen thousand eight hundred and eight (15,808) cases or (31%).

INDICTABLE

8. In 2012, there were five thousand nine hundred and twenty five (5,925) Indictable Reports, compared with seven thousand nine hundred and two (7,902) reports in 2011, a decrease of one thousand, nine hundred and seventy seven (1,977).

SUMMARY

9. For the year 2012 there were eighty one thousand, four hundred and seventy one (81,471) Summary Reports, compared with seventy seven thousand, one hundred and twenty six (77,126) reports in 2011; an increase of four thousand three hundred and forty five (4,345) or (3%).

MURDER

10. During the year 2012, there were one hundred and thirty nine (139) reports of murder compared with one hundred and thirty (130) in the year 2011; an increase of nine (9) murders.

ROBBERY UNDER ARMS

11. During 2012, Robbery under Arms showed an increase of one hundred and seventy nine (179) in reports compared with year 2011. in 2012 there were one thousand and fifty eight (1,058) compared with eight hundred and seventy nine (879) reports in 2011.

LARCENY FROM THE PERSON

12. Reports of Larceny from the Person showed a decrease of nine (9) in 2012. There were three hundred and sixteen (316) reports in 2012 compared with three hundred and twenty five (325) reports in 2011.

RAPE

13. The reported number of rape cases in 2012 was two hundred and sixty nine (269) compared with two hundred and forty (240) reports in 2011; an increase of twenty nine (29).

NARCOTICS

CANNABIS

14. During the year under review, there were five hundred and four (504) cases in relation to trafficking, possession and use of narcotic substances in comparison with four hundred and thirteen (413) cases in 2011; an increase of ninety one (91).

15. Seizures amounted to one hundred and thirty two thousand and thirty nine kilograms four hundred and seventy three point sixteen grams (132,039kgs 473.16grams); compared with eight hundred and eighty five thousand and thirty four kilograms three hundred and sixty-two grams (885,034kgs 362grams) in 2011.

COCAINE

16. Seven hundred and forty five kilograms twenty six decimal point seventy seven grams (745 kgs 026.77 grams) was seized; compared with four hundred and eleven kilograms, one hundred and eight decimal point six grams (411kgs.138.6grams) in 2011.

17. During the year 2012, one hundred and thirty nine (139) cocaine cases were made, out of one hundred and seven (107) persons who were charged of which thirty four (34) persons were convicted while six (6) cases were dismissed; compared with 2011 when there were one hundred and seven (107) cases made of which fifty eight (58) persons were convicted and seventeen (17) dismissed.

JUVENILE

18. During the year 2012, the Branch received one hundred and fifty-four (154) reports as compared with 2011, where there were two hundred and ninety (290) reports against Juvenile Offenders; a decrease of one hundred and thirty six (136).

19. Nineteen (19) were warned, thirteen (13) pending at Stations, eighty-nine (89) were sent to the New Opportunity Corps, three (3) placed in care of parents/guardians with Probation Supervision; twenty-nine (29) matters are still pending in the Courts and one (1) bonded.

DOMESTIC VIOLENCE

20. During the year 2012, three thousand, six hundred and seventy two (3,672) cases of Domestic Violence were reported, compared to four thousand, nine hundred and seventy nine (4,979) in 2011.

21. Out of the three thousand, six hundred and seventy two (3,672), in three hundred and thirty one (331) matters the suspects were warned, one thousand, eight hundred and forty one (1,841) investigations are pending at Police Stations and in one thousand, five hundred (1,500) matters, suspects were charged.

22. Of the one thousand, five hundred (1,500) charges that were instituted in the year, twelve (12) persons were imprisoned; fifty one (51) persons were placed on bond to keep the peace; twenty four (24) were fined; two hundred and thirty one (231) were referred to the Probation Services; one thousand and ninety one (1,091) of reported matters are still pending in the courts and ninety one (91) of the reported matters were dismissed.

TRAFFICKING IN PERSONS

23. In the year 2012, seven (7) reports of trafficking in persons were made to the Trafficking in Persons Section of the Criminal Records Office.

24. Out of the seven (7) reports of trafficking in person that were made three (3) of the reports remain pending before the Courts; and four (4) of the reported matters are still being investigated.

ADMINISTRATION AND STAFFING

25. With an actual strength of three thousand, two hundred and forty four (3,244) in an establishment which caters for three thousand, six hundred and ten (3,610) it is evident that there was a manpower shortage of three hundred and sixty six (366) ranks.

26. During the year under review, recruitment was, three hundred and eighty four (384) compared with year 2011 when it was three hundred and ninety three (393) a decrease of thirteen (13).

27. Wastage, in 2012 accounted for two hundred and sixty seven (267) as compared with two hundred and twenty six (226) in 2011; reflecting an increase of forty one (41).

TRAINING

LOCAL

28. Five hundred and eighty three (583) ranks benefited from twenty five (25) Courses; and three hundred and forty one (341) ranks participated in thirteen (13) Seminars held at the Felix Austin Police College, during the year under review; whereas in year 2011, six hundred and forty four (644) ranks benefited from twenty eight (28) Courses, and three hundred and fifty-seven (357) ranks participated in fourteen (14) Seminars.

UNIVERSITY OF GUYANA

29. During 2012, no rank graduated from the Institution as compared with seven (7) ranks in 2011 (one (1) with Bachelor of Social Sciences (Public Management), and six (6) with Diploma in Public Safety & Security Management).

OTHER INSTITUTIONS OF LEARNING

30. Thirty seven (37) ranks were attending twelve (12) Other Institutions of Learning at the end of 2012; compared with twelve (12) ranks in the year 2011.

OVERSEAS

31. During the year under review, forty six (46) ranks attended thirty one (31) overseas programmes in order to enhance their skills and knowledge in their respective areas of operation; while in year 2011 forty two (42) ranks attended twenty three (23) similar training programmes.

TRAFFIC

VEHICULAR POPULATION

32. During the year under review, sixteen thousand, one hundred and seventy two (16,172) vehicles were registered in comparison with thirteen thousand, three hundred and seventy two (13,372) in 2011,

an increase of two thousand eight hundred (2,800) vehicles in 2012 and twelve thousand five hundred and twenty nine (12,529) vehicles in 2010.

FATAL ACCIDENTS

33. During the year 2012, one hundred and two (102) persons lost their lives as a direct result of one hundred and six (106) fatal accidents; comparatively, in year 2011 one hundred and ten (110) persons lost their lives as a result of one hundred and fifteen (115) fatal accidents, a decrease of eight in 2012.

34. The number of children who lost their lives on the road was seven (7) compared with eleven (11) in 2011, a decrease of four (4).

OFFENCES

35. Sixty nine thousand six hundred and fifty three (69,653) cases were made during 2012, for traffic offences, compared with sixty-one thousand two hundred and fifteen (61,215) cases for year 2011, an increase of eight thousand, four hundred and thirty eight (8,438) cases.

36. Fines for the year 2012 amounted to twenty seven million, five hundred and nineteen thousand, one hundred dollars (\$27, 519,100) compared with two hundred and seventy six million, nine hundred and sixty eight thousand, nine hundred and twenty seven dollars (\$276,968,927.), in 2011, a decrease of two hundred and forty nine million, four hundred and forty nine thousand, eight hundred and twenty seven dollars (\$249,449,827).

DISTANCE LEARNER/DRIVER TRAINING PROGRAMME

37. The Distance Learner/Driver Training Programme continued in all Divisions of the Force.

38. During the year 2012, seventeen thousand, one hundred and twenty eight (17,128) persons wrote the examination, of which thirteen thousand, one hundred and forty five (13,145) were successful; comparatively in year 2011 fourteen thousand eight hundred and eighty nine (14,889) persons wrote the examination, of which ten thousand nine hundred and sixty (10,960) were successful.

COOPERATIVES

POLICE CONSUMERS CO-OPERATIVE SOCIETY

39. The membership of the Police Consumers' Cooperative Society was nine thousand one hundred and seven (9,107) in 2012, the same as it was in 2011.

40. The Share Capital remained the same in 2012 just as it was in years 2011 and 2010 and that was one million three hundred and forty-nine thousand five hundred and eighty-five dollars (\$1,349,585.).

41. Sales in 2012 amounted to two hundred and fifty two million, one hundred and seventy three thousand, six hundred and two dollars (\$252,173,602.00) compared with three hundred and fifty eight million four and fifty six thousand two hundred and nine (\$358,456,209.), in 2011; a decrease of one hundred and six million, two hundred and eighty two thousand, six hundred and seven dollars (\$106,282,607.00).

POLICE CO-OPERATIVE CREDIT UNION SOCIETY

42. The Police Co-operative Credit Union Society, in the year under review, had a membership of two thousand, eight hundred and thirty five (2,835), compared with three thousand and ninety two (3,092) members in 2011; a decrease of two hundred and fifty five (255).

43. Loans were in the sum of three hundred and nine million, six hundred and seventy eight thousand, two hundred and one dollars (\$309,678,201.00) to one thousand and forty four (1044) applicants; compared with two hundred and eighteen million, five hundred and seventy five thousand two hundred and nine (\$218,575,209.), to eight hundred and thirty-four (834) members; an increase in borrowers by two hundred and ten (210) and loans by ninety one million one hundred and two thousand, eight hundred and ninety two dollars (\$91,102,892).

CENTRAL WELFARE FUND

44. The Central Welfare Fund provides loans, awards, bursaries, sickness and recreational facilities for ranks of the Force.

45. In year 2012, Bursaries in the sum of thirteen million, one hundred and fourteen thousand dollars (\$13,114,000.00) to one hundred and three (103) awardees; compared with thirteen million and ninety thousand dollars (\$13,090,000.) were paid to one hundred and twelve (112) awardees in 2011; an increase of twenty four thousand dollars (\$24,000.).

PUBLIC RELATIONS

46. The Police Public Relations Department continued to strive in its effort to foster cordial relations between the Police, Media and the Public.

47. During the year under review, the Community Policing Groups participated in a number of patrols, whilst members of the Public continued to offer tangible support in the fight against crime.

OFFICE OF PROFESSIONAL RESPONSIBILITY

48. During the year under review, the Department received two hundred and ninety one (291) complaints as compared with two hundred and forty-four (244) in year 2011.

CONCLUSION

49. The year 2012 saw significant efforts in the Force to improve its capability through training.

50. Service and Protection and the Prevention and Detection of crime demanded resources above and beyond what was generally provided.

51. Efforts to regain public confidence with confidentiality being emphasised as policy training continued.

52. Throughout the year, teamwork within the Guyana Police Force as well with local and foreign Law Enforcement Agencies was effective in addressing organised crimes. Efforts have significantly impacted on the retrieval of firearms.

53. The year 2012, has seen same efforts towards reform and it is anticipated that better results will follow in year 2013, when the institutional modernisation of the force will commence.

-2013-11-21.
LEROY BRUMELL, DSM
Commissioner of Police

ORGANISATION AND ADMINISTRATION

ORGANISATION

54. The Commissioner of Police, (ag) Mr. Leroy Brumell, DSM, who is directly responsible to the Minister of Home Affairs, Mr. Clement Rohee, MP, commanded the Force, in accordance with the Police Act, Chapter 16:01. In discharging his responsibilities, the Commissioner was assisted by a Headquarters Staff comprising Deputy Commissioner 'Operations', Deputy Commissioner 'Law Enforcement', Deputy Commissioner 'Administration', Head Special Branch, Finance Officer, Staff Officers 'Administration 1' and 'Administration 2', and Divisional and Branch Commanders, as set out in the Organisational Chart at Appendix 'A'.

55. The Force continued to be responsible for policing the entire State of Guyana, which has an area of approximately 216,000 square kilometers' and a ratio of one policeman to every three hundred and nineteen (319) persons.

56. For the purpose of Police Administration, the country is divided into seven (7) geographic Police Divisions, code lettered 'A' to 'G', as shown in Appendix 'B'.

57. The Divisions are as follows:

- 'A' Division - The City of Georgetown and the East Bank of the Demerara River, including the Cheddi Jagan International Airport, Timehri 25 miles from Georgetown;
- 'B' Division- Consisting mainly of the County of Berbice, but excluding Kwakwani;
- 'C' Division - The County of Demerara, East of the Demerara River, but excluding 'A' Division;
- 'D' Division - The County of Demerara, West of the Demerara River and a portion of the East Bank of the Essequibo River;
- 'E' Division - Upper Demerara River including the area surrounding the bauxite holdings of Linden, Ituni and Kwakwani areas; '
- 'F' Division - The largest Division, territorially, but the least populated. This Division is subdivided as follows:
 - a. Number 1 Sub-division ~ Mabaruma in Region # 1;
 - b. Number 2 Sub-division — Bartica in Region # 7;
 - c. Number 3 Sub-division — Lethem in Region # 9;
 - d. Number 4 Sub-division — Kamarang in Region # 7;
 - e. Number 5 Sub-division — Portkaituma in Region # 1;
- 'G' Division - The Essequibo Coast including the Islands of the Essequibo River and the Pomeroon River.

ESTABLISHMENT/IND STRENGTH

58. Detailed below is the Establishment and Strength of the Force as at December 31, 2012 as compared with years 2010 and 2011.

PARTICULARS	YEARS					
	2010		2011		2012	
	EST.	STR.	EST.	STR.	EST.	STR.
COMMISSIONER	1	1	1	1	1	1
DEPUTY COMMISSIONERS	4	-	4	-	4	1
ASSISTANT COMMISSIONERS	12	9	12	10	12	10
SENIOR SUPERINTENDENTS	17	14	17	14	17	17
SUPERINTENDENTS	27	25	27	24	27	27
DEPUTY SUPERINTENDENTS	17	14	17	16	17	18
ASSISTANT SUPERINTENDENTS & CADETS	114	91	114	110	114	110
CHIEF INSPECTORS AND INSPECTORS	137	123	137	125	137	131
STATION SERGEANTS AND SERGEANTS	269	257	269	263	269	258
CORPORALS AND LANCE CORPORALS	692	657	692	667	692	635
CONSTABLES AND APPRENTICES	2,320	1,842	2,320	2,015	2,320	2,034
TOTAL	3,610	3,033	3,610	3,245	3,610	3,243

PROMOTIONS

59. Promotions, made to fill vacancies during the year under review, were as follows:

PARTICULARS	AMOUNT
Constables to Lance Corporals	36
Constables to Corporals	28
Constable to Sergeant	-
Constable to Cadet Officer	1
Constable to Assistant Superintendent	1
Lance Corporals to Corporals	27
Lance Corporal to Sergeant	-
Lance Corporal to Cadet Officer	-
Lance Corporal to Assistant Superintendent	1
Corporals to Sergeants	50
Corporals to Cadet Officer	-
Corporal to Assistant Superintendent (On Probation)	-
Station Sergeants to Inspector	-
Sergeants to Inspector	40
Sergeant to Chief inspector .	-
Sergeant to Cadet Officer	-
Sergeants to Assistant Superintendents (On Probation)	-
Corporals to Inspector	3
inspector to Chief Inspector	-
inspectors to Assistant Superintendent	6
Inspector to Assistant Superintendent (On Probation)	21
Chief Inspector to Assistant Superintendent	-
Cadet Officer to Assistant Superintendent	-
Cadet Officer to Assistant Superintendent (On Probation)	1
Assistant Superintendents (Confirmation)	3
Assistant Superintendents to Deputy Superintendents	4

PARTICULARS	AMOUNT
Assistant Superintendents to Superintendent	11
Deputy Superintendents to Superintendents	9
Superintendents to Senior Superintendent	8
Senior Superintendents to Assistant Commissioner	4
Assistant Commissioners to Deputy Commissioner	2
Deputy Commissioner to Commissioner	-

HONOURS AND AWARDS

60. During the year 2012, fifty-two (52) awards were presented to Community Policing Groups, and eight (8) members were also awarded from various Divisions.

SPORTSMAN/ SPORTS WOMAN FOR THE YEAR 2012

61. Corporal 18203 Morgan and Sergeant W.20314 Alder were respectively awarded 'Sportsman and Sportswoman for the Year 2012'.

BEST COP

62. 12987 Detective Sergeant Headley of 'E & F' Division was awarded 'Best Cop for the Year 2012'.

ILL-HEALTH AND CASUALTIES

63. During the year 2012, one thousand five hundred and twenty two (1,522) days were lost due to Sick Leave, compared with one thousand four hundred and eighty (1,480) days in 2011.

64. A comparative table showing figures for years 2010 to 2012 is as follows:

PARTICULARS	YEARS		
	2010	2011	2012
Officers	154	72	60
Inspectors	137	90	42
Other Ranks	1,454	1,318	1,420
TOTALS	1,745	1,480	1,522

WASTAGE AND RETIREMENT

65. There was an increase in illegal Withdrawals during 2012.

66. A comparative table for years 2010 to 2012 is as follows:

PARTICULARS	YEARS		
	2010	2011	2012
Retired	38	39	30
Withdrawal	19	20	18
Retired Medically Unfit	4	3	2
Illegal Withdrawal	122	135	180
Termination of Service	27	7	17
Dismissal	14	4	3
Discharged after Confirmation	16	12	7
Died	12	6	10
TOTALS	252	226	267

DISCIPLINE

67. Subordinate Officers and Constables were awarded punishment for breaches of discipline as shown hereunder:

PARTICULARS	SUBORDINATE OFFICERS	CONSTABLES
Fined	22	485
Confined to Barracks	-	40
Severe Reprimand	--	4
Reduction in Rank	2	-
TOTAL	24	529

LENGTH OF SERVICE

68. Length of Service of the various ranks in the Force as at December 31, 2012 was as follows:

PARTICULARS	OFFICERS	CH. INSP	INSP	STNSGTs & SGTs	CPLs	LCPLs	CONST	TOTAL
< 5 years	43	8	25	22	32	11	20	11
5 - 10	42	5	45	62	87	14	25	14
11 - 15	17	--	26	56	88	21	50	21
16 - 20	14	--	11	44	86	41	121	41
21 - 25	16	--	8	43	85	63	220	63
26 - 30	22	--	3	11	52	35	607	35
31 - 35	30	--	--	--	9	12	638	12
>35 years	--	--	--	--	--	--	355	--
TOTAL	184	13	118	258	439	196	2036	3245

ENLISTMENT

69. During the year under review, three hundred and eighty four (384) persons were enlisted into the Guyana Police Force, compared with 2011 when three hundred and ninety three (393) persons were enlisted; a decrease of nine (9) persons.

SPECIAL CONSTABULARY

70. One hundred and thirty six (136) persons were enlisted into the Special Constabulary for the year 2012, compared with one hundred and fifty two (152) persons for the year 2011; a decrease of sixteen (16) persons.

RURAL CONSTABULARY

71. During the year under review, one hundred and twenty one (121) persons were enlisted into the Rural Constabulary, compared with two hundred and fifty four (254) persons in 2011, a decrease of one hundred and thirty three (133) persons.

SUPERNUMERARY CONSTABULARY

72. In year 2012, six hundred and eighteen (618) persons were enlisted into the Supernumerary Constabulary, compared with six hundred and forty two (642) persons in 2011; a decrease of (24) persons.

NEIGHBOURHOOD POLICE

73. Thirty one (31) persons were enlisted as Neighbourhood Police for the year 2012, compared with fifty six (56) persons during the year 2011; a decrease of twenty five (25).

BARRACK LABOURERS MESS MAIDS

74. At the end of year 2012, there were seven new (7) Barrack Labourers and four (4) Mess Maids on full-time duties in the Guyana Police Force.

COMMUNITY POLICING GROUPS

75. During the year under review members of Community Policing Groups throughout the policing Divisions continues to give meaningful and tangible support to the Guyana Police Force in its partnership with the communities in the fight against crime.

76. In order to enhance the capability of the various Community Policing Groups to effectively patrol and safeguard their communities, support was given through the Ministry of Home Affairs, by way of the supplying of equipment, motor vehicles, boats and outboard engines, motor cycles and bicycles.

77. No Annual General Meeting of the National Community Policing Executive was held during the year.

78. At the end of the year there were two hundred and fifty two (252) Community Policing Groups with a total of three thousand four hundred and two (3,402) members including Rural Constables, compared with two hundred and sixty four (264) Community Policing Groups in 2011, with four thousand, eight hundred and fifty five (4,855) members. A decrease of one thousand, four hundred and fifty three (1,453) members.

STATE VISITS

79. There were no State visits during year 2012.

FOREIGN I/ESSELS VISITS

80. Foreign vessels that visited Guyana during the year 2012 were as follows:

a. The MV Vista Mar. Captain, with Captain David & Crew

Arrived: 2012-02-05

Departed: 2012-02-06

b. The MV Clipper Adventure Captain and Crew

Arrived and Departed: 2012-04-04 — 2012-04-05

OFFICE OF PROFESSIONAL RESPONSIBILITY

MISSION

81. The Mission of the Office of Professional responsibility is to:

- a. Investigate complaints of alleged misconduct made against members of the Force;
- b. Monitor investigations of personal complaints conducted by various Divisional or Branch personnel;
- c. Perform its duties and responsibilities promptly and objectively in order to clear the innocent and facilitate administration of discipline for the guilty;
- d. Work to increase levels of public confidence in the integrity and professionalism of the Guyana Police Force;
- e. Develop and maintain the trust and respect of members of the Guyana Police Force in the process of which these investigations are conducted and supervised; and
- f. Ensure that no action is taken in connection with personnel investigation, which adversely affects the human rights or human dignity of any person.

82. Complaints against Members of the Force were received through the following areas and then channeled to the Office for investigation by:-

- a) Commissioner of Police
- b) Chairman of Police Complaint Authority
- c) Ministry of Home Affairs
- d) Other Government Agencies and
- e) Direct Information to the Office of Professional Responsibility through
 - i. Personal interviews
 - ii. Letters
 - iii. Telephone

COMPLAINTS RECEIVED AND INVESTIGATED

83. **DURING THE YEAR UNDER REVIEW** there were two hundred and sixty nine (269) complaints received by the Office, compared with two hundred and forty four (244) for 2011, an increase of twenty five (25).

84. A comparative table for years 2011 and 2012 is as follows:

OFFENCES	YEARS	
	2011	2012
Neglect of Duty	115	119
Acts in a manner likely to bring discredit on the reputation of the Force	---	---
Assault	85	89
Corrupt Practices	17	19
Wrongful Prosecutions	24	32
Incurs Debt	0	07
Financial irregularities (internal)	3	02
Firearm Audit	0	01
TOTAL	244	269

85. The list of complaints for each division and Branches is as follows:

DIVISION	YEARS	
	2011	2012
'A'	140	138
'B'	21	30
'C'	28	38
'E & F'	27	31
	12	18
	16	14
TOTAL	244	269

86. Levels of ranks charged for 2012.

Rank	Department	Criminal
Sergeant	02	-
Corporal	03	02
Constable	14	02
Total	19	04

87. Actions resulting from the complaints were as follows:

RESULTS	YEARS	
	2011	2012
Criminal Charges	9	06
Departmental Charges	14	18
Disciplinary Charges	9	24
Dismissed	43	19
TOTAL	75	67

88. Two hundred and ninety one (291) investigations were completed with the necessary and appropriate actions taken.

FINANCE

FINANCIAL PROVISION FOR MANAGEMENT OF THE FORCE

89. The financial provision for Current Expenditure for management of the Guyana Police Force was five billion, nine hundred and thirty two million and thirty four thousand dollars (\$5,932,034,000.); a cost of seven thousand four hundred and forty nine, and fifty dollars (\$7,449.50) per head of population estimated at seven hundred and ninety six thousand, three hundred (796,300.00) persons as at the end of year 2012.

90. A Comparative Table for years 2009 to 2012 is as follows:

Particulars	YEARS			
	2009	2010	2011	2012
Total Employments Cost	\$2,981,688,000.	\$3,110,391,000.	\$3,321,761,000.	\$3,857,003,000.
Total Other Charges	\$1,525,747,000.	\$1,718,025,000.	\$2,085,838,000.	\$2,072,559,000.
Total Employments Cost	\$4,507,435,000.	\$4,828,416,000.	\$5,407,599,000.	\$5,932,032,000.
Total Other Charges	\$ 472,000,000.	\$ 513,500,000.	\$ 484,334,000.	\$ 509,263,000.
TOTAL	\$4,979,435,000.	\$5,341,916,000.	\$5,891,933,000.	\$6,448,825,000.

REVENUE COLLECTED

91. A Comparative Table showing Total Revenue Collected for years 2009 to 2012 IS as follows:

Particulars	Years			
	2009	2010	2011	2012
	(In Guyana Dollars)			
Certificates of Competence	0	\$15,930,500.	0.	0.
Firearm Licenses	0	\$ 2,000.	0.	36,692,240.
Learner Drivers' Fees	\$ 12,997,000.	\$11,436,000.	\$ 11,751,500.	12,721,000.
Re-Sitters' Fees	\$ 1,991,000.	\$ 1,167,500.	\$ 1,052,000.	928,000.
Police Reports	\$ 166,500.	\$ 205,500.	\$ 295,000.	208,500.
Lost Documents	\$ 960,160.	\$ 17,000.	0.	421,000.
Accident Reports	\$ 88,000.	\$ 25,000.	\$ 8,000.	26,500.
Dance Permits	\$ 218,500.	\$ 214,000.	\$ 126,500.	213,500.
Old Metal Dealers'	\$ 960,000.	\$ 560,000.	\$ 600,000.	1,080,000.
Sale of Passport Forms	\$ 280,200.	\$ 3,600.	\$ 4,600.	0
Certificates of Character	\$ 15,750,000.	\$15,931,000.	\$ 15,666,500.	15,199,500.
Pound Fees	\$ 1,148,000.	\$ 1,519,750.	\$ 2,213,500.	3,249,000
Processing Fees	\$ 1,460,000.	\$ 883,000.	\$ 1,155,500.	1,255,000
Brand Application Fees	\$ 234,000.	\$ 1,600,000.	\$ 164,000.	136,500.
Registration of Premises	\$ 9,000.	\$ 13,000.	\$ 7,000.	0
Auction Sales	\$ 1,996,648.	\$ 1,598,002.	\$ 274,768.	2,762,000.
Auction Dues	0	\$ 52,236.	\$ 3,744.	\$82,860
Unclaimed Exhibits	\$ 209,747.	\$ 832,180.	\$ 10,179.	0
Firearm Licence Fees	\$ 34,765.	\$33,989,435.	\$ 35,516,000.	\$ 69,193,260.
Unclaimed Prisoners' Property	\$ 9,566.	0	\$ 23,000.	0
Repairs to Shotguns	\$ 5,000.	0	0	0
Finger-prints Charts	\$ 63,000.	\$ 92,500.	\$ 82,000.	\$ 67,500.
Firearm Registration Fees	0	\$ 52,500	\$ 97,500.	\$ 67,500.
Extract Fees	0	\$ 311,750.	\$ 341,000	\$ 308,000.
Precepts	\$ 353,000.	\$ 262,000.	\$ 576,000	\$ 645,000.
Storage Fees	\$ 360,389.	\$ 289,637.	\$ 161,794.	\$ 294,371.
Sale of Blanks	\$ 4,500.	0	0	\$ 116,100.
Lost Police Identification Cards	\$ 2,000.	\$ 319,200.	0	\$ 12,000.
TOTAL	\$39,300,975,00.	\$87,307,290,00.	\$70,130,085.	\$145,679,331,000.

CURRENT EXPENDITURE

92. During the year 2012, there was an allocation of one hundred and thirty six million dollars (\$136,000,000.) for rehabilitation to Police Stations and buildings.

93. Twelve (12) projects were undertaken by way of contracts under this programme, and general repairs and rehabilitation works were undertaken to the following:

- a. Living Quarters
 - i. La Grange
 - ii. Cove & John
 - iii. Parika
 - iv. Parika

- v. Parika
- vi. Administrative Building— Police Headquarters
- vii. Blairmont
- viii. Leonora
- ix. Providence
- x. Block 1 --- Mandela Avenue
- xi. Block 2 - Mandela Avenue
- xii. Office Area — Training Wing, Police Headquarters.

INFRASTRUCTURE

94. There was an allocation of thirty five million dollars (\$35,000,000) for repairs to bridges and fences among other projects.

95. Three (3) projects were undertaken by way of contracts under this programme. These were as follows:

- a. Fence
 - i. F.A.P.C
 - ii. Aranka Police Outpost
 - iii. Brickdam Police Station
- b. Construction of Water Trestles

96. The Construction Department undertook two hundred and seventy three (273) projects. These included minor repairs to buildings, fences, bridges and also plumbing, masonry, and painting works.

CAPITAL EXPENDITURE

97. Under Capital Expenditure, one hundred and ninety two million dollars (\$192,000,000) were allocated and projects undertaken were as follows:

98. There were eight (8) projects undertaken by way of Consultants through the Ministry of Home Affairs.

Rehabilitation Works to:-

- a. Mabaruma Police Station
- b. Acquero Police Station

Senior Officers' Living Quarters — Parade and Barrack Streets

Lock-ups — 'C' Division

Orinduik Barracks

Central Police Station

Lock-ups - 'C' Division

New Outpost — Santa Cruz

RECRUITMENT AND TRAINING

INTRODUCTION

99. During the year under review, the Felix Austin Police College (F.A.P.C) continued to recruit personnel and to facilitate recruit and in—service training to satisfy the mandate of the Force, and to complement the Force's succession plan.

MISSION

100. The mission of the Felix Austin Police College is to recruit and train young men and women to become highly professional law enforcement officers and to sustain training to meet the dynamics of a changing society.

RECRUITMENT

101. Recruitment for 2012 as compared with years 2010 and 2011 is as follows: -

SER	BRANCHES	YEAR		
		2010	2011	2012
1	Felix Austin Police College (Georgetown)	339	249	128
2	Felix Austin Police College (Adventure)	---	29	59
3	Richard Faikal Police College (Suddie)		30	60
4	Special Branch	36	21	11
5	Presidential Guard	20	6	8
6	Band Room	5	---	3
7	Immigration	---	66	---
8	Criminal Investigations Department	2	---	7
9	Credit Union			1
10	Finance			1
	Total Recruitment	402	400	278
	Conversion	---	1	1
	Re-Enlistment	---	5	5
	TOTAL	402	406	284

TRAINING

LOCAL

102. Five hundred and eighty three (583) ranks benefited from twenty-five (25) Courses; and three hundred and forty-one (341) ranks participated in thirteen (13) Seminars held at the Felix Austin Police College, during the year under review.

103. Listed below are the Courses and Seminars, conducted during the year 2012.

a. COURSES

Ser. No.	Name of Course	Duration		No. of Participants
		From	To	
1.	Computer Training Course Number 49	12-01-16	12-01-28	17
2.	Computer Training Course Number 50	12-01-30	12-02-11	28
3.	Computer Training Course Number 51	12-02-13	12-02-25	13
4.	Computer Training Course Number 52	12-02-27	12-03-09	28
5.	Evidence Collection/Hostage Negotiation	12-02-27	12-03-02	15
6.	Junior Officers' Course Number 22	12-03-04	12-06-15	32
7.	Computer Training Course Number 53	12-03-19	12-03-30	28
8.	C.I.D Induction Course 1/2012	12-02-06	12-03-16	35
9.	Computer Training Course Number 54	12-04-30	12-05-11	34
10.	Coxswain Course	12-05-08	12-06-15	15
11.	Computer Training Course Number 55	12-05-14	12-05-30	23
12.	Crime Analysis 1/2012	12-05-21	12-07-24	23
13.	Drill Course	12-06-04	12-07-24	21
14.	Senior Officers' Course	12-06-04	12-06-29	14
15.	Crime Analysis 2/2012	12-06-22		10
16.	Computer Training Course Number 56	12-07-03	12-07-13	16
17.	Computer Training Course Number 57	12-07-16	12-08-03	28
18.	Computer Training Course Number 58	12-08-07	12-08-24	26
19.	Junior Officers' Course Number 23	12-08-13	12-11-23	29
20.	Prosecutors Workshop	12-09-01		25
21.	Computer Training Course Number 5 (JOC # 23)	12-09-10	12-09-14	26
22.	Computer Training Course Number 60	12-09-24	12-10-12	30
23.	Protection of Crime Scenes	12-10-22	12-10-26	15
24.	Computer Training Courses Number 61	12-10-23	12-11-09	29
25.	I.C.I.S.(J.O.C#23)	12-11-12	12-11-16	23
TOTAL				583

b. SEMINARS

Ser. No.	Name of Seminar	Duration		No. of Participants
		From	To	
1.	EAPC Staff Development	12-01-07	11-01-08	27
2.	Domestic Violence 1/20 12	12-02-12	12-02-17	28
3.	Domestic Violence 2/201 2	12-03-12	12-03-16	29
4.	Licensing & Certifying Seminar	12-03-12		21
5.	Domestic Violence 3/20 12	12-03-26	12-03-30	33
6.	Domestic Violence 4/20 12	12-04-10	12-04-16	23
7.	Sexual Offences Seminar	12-04-23		16
8.	Narcotic Seminar	12-05-07	12-05-11	19
9.	Domestic Violence 5/20 12	12-05-18	12-05-21	30
10.	Domestic Violence 6/20 12	12-07-10	12-07-13	28
11.	Domestic Violence 7/20 12	12-07-17	12-07-20	33
12.	Drug Investigations	12-09-17		22
13.	Deaf Awareness Workshop	12-09-26		32
TOTAL				341

UNIVERSITY OF GUYANA

104. During 2012, no rank graduated from the Institution compared with seven (7) in 2011.

105. Details are as follows: -

Serial	Discipline	NO. OF RANKS GRADUATED	
		2011	2012
1.	Post Graduate Diploma in Development Studies	-	-
2.	Bachelor of Social Sciences (Public Management)	1	-
3.	Bachelor in Social Sciences (International Relations)	-	-
4.	Diploma in public Management	-	-
5.	Diploma in Public Safety & Security Management	6	-
Total		7	0

OTHER INSTITUTIONS OF LEARNING

106. Thirty seven (37) ranks were attending Other Institutions of Learning at the end of 2011. Details are as follows: -

Ser. #	Institutions of Learning	Area of Study	#OF participants
1.	Brazilian Embassy	Portuguese Language	1
2.	Business School	English & Mathematics	1
3.	Business School	Human & Social Biology	1
4.	Business School	Human Resource Management	1
5.	Adult Education Association	Mathematics & English	1
6.	Institute of Distance And Continuing Education	Care for the Elderly	1
7.	Institute of Distance And Continuing Education	Language & Communication	1
8.	Institute of Distance And Continuing Education	Social Work	1
9.	Institute of Distance And Continuing Education	Social Work Phase 2	1
10.	Institute of Distance And Continuing Education	Guidance & Counseling	1
11.	Institute of Distance And Continuing Education	Supervisory Management	3
12.	Institute of Distance And Continuing Education	Industrial Relations Management	3
13.	Institute of Distance And Continuing Education	Mathematics & English	1
14.	Institute of Distance And Continuing Education	Introduction to Social Work	1
15.	School of the Nation	Introduction to Business Communication	1
16.	Accountancy Training Centre	Certificate Programme in Accountancy	1
17.	Accountancy Training Centre	Accountancy	1
18.	Nation's University	Business Advance	1
19.	Nation's University	Human Resource Management	1
20.	Computer World	Micro Computer Studies	1
21.	Computer World	Diploma in Micro Computer Studies	1
22.	Princeton College	Mathematics, English, Social Studies, Principle of Business, Office Administration	1
23.	Imperial College	CXC	1
24.	Imperial College	Business Management	1
25.	Imperial College	Business & Science	1
26.	American University of Peace Studies	Master's Degree in Clinical Psychology	1
27.	B.K International	Heavy Duty Driving & Operating Course	1
28.	Morgan's Learning Centre	CXC English	1
29.	Ash Educational Trust	Associate Degree in Sociology	1
30.	University of Guyana	Diploma in Social Work	1
Total			37

OVERSEAS

107. During the year under review, fifty two (52) ranks attended thirty one (31) overseas programmes in order to enhance their skills and knowledge in their respective areas of operation.

108. The list is as follows:

Ser.#	Course/Seminar	Country Of Study	No. Of Participants
1.	Training of Immigration Officers on Current Arrangements under the CSME	Jamaica	2
2.	Second Plenary Session of the Government Expert Group (GEG) of the Multilateral Evaluation Mechanism of Inter-American Drug Abuse Control Commission (CICAD).	Washington DC	1
3.	Collapse Structure Rescue Light Level Course	Bahamas	1
4.	ICAO Regional Seminar on Machine Readable Travel Documents Biometrics and Border Security	Brazil	1
5.	Request for Concurrence of Special Branch Police Officers Attendance at a Planned/Scheduled Counter Terrorism Tradecraft Training Course	Paramaribo, Suriname	4
6.	GDI (Drug Information)	Dominica	1
7.	ULIREC Roundtable on Combating Trafficking In Small Arms And Light Weapons Through Strengthened Border Control Advance Passenger Information System Training	Trinidad & Tobago	2
8.	Advance Passenger Information System Training	Barbados	2
9.	UN Women Training for Police Prosecutors	Barbados	2
10.	2012 International Association of Women Police Annual Training Conference	Canada	1
11.	Financial Investigative Course	Jamaica	1
12.	Narcotic Investigation Course	Jamaica	1
13.	Cybercrimes Investigation Course	Jamaica	1
14.	Two (2) Days Technical Workshop on Information Exchange in the Context of Unlirec's Management and Firearms Destruction Assistant Package for Caribbean States	Barbados	1
15.	Interpol Workshop on People Smuggling from Africa and the Middle East to Americas	USA	1
16.	Intelligence Gathering and Analysis Course	Canada	1
17.	4th Session of the Interpol Capacity Building Programme on Organised Crime for the Americas	Guatemala	1
18.	Narcotic Detection Dog Handlers Course	USA	6
19.	Anti-Corruption Programme	USA	1
20.	Trade Winds 2012	Miami, Florida	1
21.	2nd Meeting of the Caribbean Basic Security Initiative (CBSI) Technical Workshop Group Preventing Crime by Focusing on at Risk Youth and Vulnerable Populations	Antigua & Barbuda	1
22.	NICRI Workshop on Security for Major Events	Jamaica	1
23.	18th Annual Drug Commanders/Pre International Drug Enforcement Conference	USA	1
24.	FBI National Academy Retraining Conference	Trinidad & Tobago	1
Total Carried Forward			35

Ser.#	Course/Seminar	Country Of Study	No. Of Participants
Total Brought Forward			35
25.	Counter Terrorism Tradecraft Training Course	Paramaribo Suriname	4
26.	ACCP 27th Annual General Meeting and Conference	Bahamas	1
27.	Trade Winds 201 2	Barbados	4
28.	Preparatory Meeting of the Inter-Governmentalorkshop (AWG) of Multilateral Evaluation Mechanism)	Costa Rica	4
29.	Invitation to Sub-Regional Workshop on Travel Document Security and Identity Management.	Trinidad & Tobago	3
30.	Intelligence Gathering & Analysis Course	Jamaica	1
31.	International Law Enforcement Academy	USA	3
Total			52

QUALIFYING EXAMINATIONS

109. Appropriate Qualifying Examinations were held in March 2012, the results are as follows:-

Serial	Category	Number		Percentage Passed
		Wrote	Passed	
1.	Gazetted	62	29	46.8
2.	Inspectorate	147	108	73.5
3.	Constable to Corporal	221	82	37.1
Total		430	219	

JOHN CAMPBELL POLICE MUSEUM

110. During 2012, nine hundred and thirty-two (932) persons visited the Museum.

111. A breakdown and comparison with years 2010 and 2012 are as follows:

Category	Years		
	2010	2011	2012
Pupils	1,052	1,028	649
Trainees	833	442	141
Others	159	193	142
Total	2,044	1,663	932

RONALD WEBER LIBRARY

112. A Comparative Table showing the inflow of books to the Library for years 2010 to 2012 is as follows:

Year	Type Of In-Flow			Total
	Gifts	Purchases	Donations	
2010	22	6	1,702	1,730
2011	--	--	582	582
2012	11	--	--	11
Totals	33	6	2,284	2,323

TRAFFIC DEPARTMENT

INTRODUCTION

113. The Administrative Office of the Traffic Department, which is responsible for the Enforcement of Traffic Laws, Regulation of Traffic and the dissemination of Traffic Education is situated at Eve Leary, Georgetown.

114. For the General Administration of the Department, the Traffic Officer is responsible to the Commissioner and the Deputy Commissioner 'Operations'. Divisional Commanders are responsible for Traffic Education and Enforcement in their respective Divisions; they however liaise with the central body at Traffic Headquarters for general guidance.

115. Some members of the Department function as Licensing and Certifying Officers. The Department maintained its functions during year 2012, in an effort to reduce loss of lives, injury to limbs and damage to vehicles.

STATE OF ROAD TRAFFIC

116. The growth of vehicular traffic demands an increase in personnel deployed on all the roadways, particularly on new and improved roads where there has been a tendency among motorists to travel at excessive speeds; and in the city to deal with congestion and badly sited mini-bus and hire-car parks.

117. During the year 2012, sixteen thousand one hundred and seventy two (16,172) new vehicles were registered, compared with twelve thousand five hundred and twenty nine (12,529) new vehicles registered in year 2011; an increase of eight hundred and forty three (843) vehicles.

FATAL ACCIDENTS

118. During the year 2012 there were one hundred and two (102) fatal accidents resulting in one hundred and ten (110) persons losing their lives, compared with one hundred and six (106) fatal accidents that resulted in one hundred and fifteen (115) persons losing their lives in year 2011.

119. Seven (7) children lost their lives on the roadways compared with eleven (11) children losing their lives in 2011.

CASES MADE

120. Cases made in 2012 amounted to sixty-nine thousand, six hundred and fifty- three (69,653) compared with sixty-one thousand two hundred and fifteen (61,215) in 2011; reflecting an increase of eight thousand, four and thirty-eight (8,438) cases.

ACCIDENTS AND CASUALTIES

121. During the year under review, pedestrians were the category of Road Users that suffered the most. Thirty four (34) were killed, seven hundred and twenty one (721) seriously injured, and six hundred and eighty-nine (689) received minor injuries making one thousand four hundred and forty four (1,444) casualties, compared with one thousand, three hundred and forty eight (1,348) in 2011.

122. The following table shows the types of vehicles, which were involved in Fatal Accidents over the past three (3) years.

Category Of Vehicle	Years		
	2010	2011	2012
Private Cars	42	45	53
Hire Cars	13	13	11
Lorries/Vans	11	23	39
Tractors/Trailers	1	1	-
Pedal Cycles	21	20	21
Buses	17	21	19
Animal Drawn Vehicle	-	1	-
Fire Engines/Ambulances	-	-	1
Motor Pick-ups	10	12	-
Untraced Vehicles	4	-	8
Motor Cycles	24	24	-
Others	—	2	20
Motor Roller	~	--	-
Total	143	162	76

123. The table following shows the Casualties for the years 2010 to 2012.

Particulars	Years		
	2010	2011	2012
FATAL ACCIDENT'S			
No. of Accidents	101	106	102
No. of Persons killed	115	115	110
No. of Children killed	7	11	7
SERIOUS ACCIDENTS			
No. of Serious Accidents	348	321	318
No. of Persons Seriously Injured	596	673	721
No. of Children Seriously Injured	48	69	44
No. of Adults Seriously Injured	548	604	677
MINOR ACCIDENTS			
No. of Minor Accidents	471	502	434
No. of Persons Injured	623	634	689
No. of Children Injured	94	86	51
No. of Adults injured	529	548	638
Damage Accidents	784	791	784
Total	1,704	1,720	1,638

124. The following table shows the types of vehicles involved in accidents other than Fatal Accidents.

Category Of Vehicle	Years		
	2010	2011	2012
Private Cars	1,091	1,436	1,389
Hire Cars	826	1,141	1,046
Lorries/Vans	764	816	1,032
Tractors/Trailers	18	15	21
Pedal Cycles	329	568	724
Buses	2,144	2,637	2,143
Animal Drawn Vehicles	26	18	13
Fire Engines/Ambulances	6	4	3
Hearses	2	—	-
Wagons/Jeep/Land Rovers	321	386	436
Untraced Vehicles	96	108	98
Motor Cycles	739	916	1,129
Others	32	19	21
Total	6,394	8,064	8,055

125. The table following shows the category of Road Users killed and injured for the years 2010 to 2012.

Category	Killed			Serious			Minor			Casualties		
	2010	2011	2012	2010	2011	2012	2010	2011	2012	2010	2011	2012
Pedestrians	40	41	34	118	131	168	88	118	128	246	290	330
Pedal Cyclists	17	20	18	76	89	109	140	96	116	233	205	243
Motor Cyclists	22	17	19	79	98	122	91	108	134	192	223	275
Passengers	21	17	18	116	152	181	196	216	139	333	385	338
Drivers	7	11	20	84	109	126	73	89	73	164	209	219
Others	8	9	1	123	94	15	35	7	99	166	110	115
Total	115	115	110	596	673	721	62	634	689	1,334	1,422	1,520

126. The table following shows the known causes of Accidents in which Pedestrians lost their lives during the years 2010 to 2012.

Causes Of Accidents	Years		
	2010	2011	2012
Pedestrians Running Across Roadway	6	4	5
Heedless of Traffic Crossing Roadway	2	3	2
Running out from behind/in front Stationary Vehicles	3	2	2
Walking or Standing on Roadways	2	3	4
Swerving by Motorists	4	4	3
Running on Roadway	--	--	--
Inattentiveness	6	4	5
Excess Speeding by Motorists	17	21	13
Total	40	41	34

127. A Comparative Table showing Fatal Accidents in respect to Police Divisions is as follows:

Divisions	YEARS		
	2010	2011	2012
'A'			
Georgetown	19	21	17
East Bank	18	12	19
Highway	3	4	2
'B'			
New Amsterdam	4	4	5
Corentyne	10	8	5
West Coast Berbice	3	9	3
'C'			
Upper Demerara	6	5	9
Lower Demerara	16	14	16
'D'			
West Coast Demerara	7	11	8
West Bank Demerara	4	7	7
'E' & 'F'			
Linden/Wismar	2	3	4
Bartica/Interior	4	5	1
'G'			
Essequibo Coast/Islands	5	3	6
Total	101	106	102

PROSECUTION

128. Prosecution and Conviction under the Motor Vehicles and Road Traffic Act and Regulations, and Motor Vehicle Insurance - (Third Party Risk) Act for 2012, were as follows:

Divisions	Serious Cases	Convictions	Minor Cases	Convictions	Tickets Issued	Convictions	Finer
Headquarters	431	188	1058	643	1050	334	\$ 4,995,000
'A1	6339	3241	6728	1334	11,320	9281	\$ 78,649,300
'B'	1644	896	2290	961	15,706	12,839	\$69,871,500
'C'	1823	773	2303	849	2,302	629	\$66,944,100
'D'	3466	949	6342	788	4033	1144	\$ 76,783,700
'E' & 'F'	389	122	329	109	458	124	\$ 5,946,000
'G'	338	146	297	126	1007	828	\$ 6,106,200
TOTAL	14,430	6,315	19,347	4,810	35,876	25,179	\$300.296,900

NATIONAL ROAD SAFETY WEEK

129. Road Safety Month commenced on November 01, 2012 and concluded on November 30, 2011. The theme was 'Walk, Ride or Drive, Practice Road Safety and Stay Alive'. The programme commenced with a message by the Honourable Minister of Home Affairs. There were Church Services throughout the

country along with various activities to mark the occasion. Activities included lectures to schools, painting and erection of Traffic Signs and visiting injured persons in hospitals.

130. The month concluded with a message from Mr. Leroy Brumell, DSM, Commissioner of Police (ag).

DRIVING SCHOOL

131. The Police Driving School during 2012, continued to train drivers. Ranks drawn from within the Force benefited from the training.

132. During the year under review, thirty-nine (39) ranks were trained in four-wheeled vehicles, and forty-four (44) ranks were trained in two wheeled vehicle, while sixteen (16) ranks were trained in heavy duty vehicle.

TRAFFIC ESCORTS

133. The primary task of this Section of the Traffic Department is to escort His Excellency the President, the Honourable Prime Minister, VIPs, Foreign Dignitaries on official visits to the country, and funeral processions for police officers and ranks.

VISUAL AIDS

134. During the year, this section continued to paint, repair, erect traffic signs and paint banners, but it remains in dire need of staff with the necessary qualifications and skills to boost its effectiveness and efficiency.

ISSUE OF GOODS TRANSPORTATION AND ROAD SERVICE LICENCE

135. In September 1991, the duties of issuing Road Service and Goods Transportation Licence were removed from the Ministry of Works and Communication to the Ministry of Home Affairs. During the year under review, thirty eight thousand, four hundred and eighty-one (38,481) licences were issued, compared with thirty three thousand six hundred and thirty one (33,631) licenses issued during the year 2011; an increase of four thousand eight hundred and fifty (4,850) licences. Police in each Division were engaged in the issuing of licences to Goods Vehicle, Hire cars and Mini-buses.

TRAFFIC EDUCATION PROGRAMME

136. The importance of Road Safety Education cannot be overemphasised, thus it was intended to create a change in the attitude of people (all categories of road users) during the year 2012. The Print and electronic media were fully utilised to ensure that the message was circulated both nationally and internationally.

SCHOOL SAFETY PATROLS

137. 137. The School Safety Patrols gave valuable service to the community in which they are found.

138. 138. The Patrols are now adapted by the Guyana National Road Safety Council which has the responsibility of acquiring visual aids for the purpose.

SEMINARS FOR DRIVERS

139. During the- year, seminars were held throughout the country for drivers attached to private and public corporations, with much emphasis on drivers of Public transportation, such as, hire cars and mini-buses.

LEARNER/DRIVERS 'PROGRAMME

140. The Learner/Drivers' and the Distance Learner Driving Programmes continued during the year under review. In 2008, the programme was restructured to the effect that it became compulsory for candidates to write an examination after attending four (4) sessions of lectures; the examination and lectures were conducted by the Police Traffic Department. Candidates not attending four (4) lecture sessions were disqualified from writing the examination.

141. During year 2012, a total of fifteen thousand, five hundred and sixty- six (15,566) packages were sold; seventeen thousand one hundred and twenty- eight (17,128) persons wrote the examinations; resulting in thirteen thousand one hundred and forty five (13,145) being successful and three thousand nine hundred and eighty three (3,983) unsuccessful.

TRAFFIC SIGNS AND ROAD MARKINGS

142. A total of two thousand four hundred and thirty nine (2,439) signs and road markings were done, compared with one thousand nine hundred and sixty four (1,964) signs and road markings done during the year 2011; an increase of four hundred and seventy five (475) signs and road markings.

143. The Engineering Section continued with the erecting and painting of Traffic Signs and other markings in areas where needed.

CONCLUSION

144. It is evident that speeding by motorists, inattentiveness, and a total disregard of and lack of appreciation for Road Safety were among the principal causes of the high rate of Fatal and other accidents during 2012. An important fact generally overlooked is that of the absence of streetlights in populated areas and this is a great contributory factor to road accidents.

145. The ranks performed creditably despite constraints, shortage of manpower, materials and other equipment. The vigilance of Traffic personnel was sustained on our roads.

146. The efficiency and performance shown by the Traffic ranks will continue to be maintained, to allow for a free flow of traffic and a consequent reduction in the number of accidents on the roads.

CRIMINAL INVESTIGATION DEPARTMENT

ORGANISATION

147. During the year under review, Mr. Seelall Persaud, Deputy Commissioner 'Law Enforcement', headed the Criminal Investigation Department, and he was assisted by other Senior Officers at the Criminal Investigations Department, Headquarters Eve Leary and at various levels within the rank structure of the Force in the various Police Divisions.

148. The units maintained in the Headquarters to provide support to the Divisions in the prevention and detection of crimes were as follows:

- a. Criminal Records Office
- b. Crime Laboratory
- c. Forensic Laboratory
- d. Narcotics Branch
- e. Fraud Squad
- f. Major Crime Investigation Unit
- g. Crime Intelligence Section
- h. Interpol Section
- i. Deportees' Section
- j. Training Unit

149. The Office of the Director of Public Prosecutions and State Counsels of the said Chambers continued to give tangible support, inclusive of legal advice in all indictable criminal matters and in the prosecution of those cases that posed technical difficulties for the Police.

OPERATIONS

150. The Criminal Investigations Department maintained its operational capabilities in all Divisions. Specifically, these operational efforts significantly impacted upon the availability of firearms on the streets in Guyana and controlling gun crime. A total of one hundred and eleven (111) firearms were seized by the police during the year 2012.

CRIMINAL RECORDS OFFICE

151. The Criminal Records Office serves as a source of information, as it relates to the recording of convictions, statistical data and other criminal matters. It supplies information to other departments in the Force, as well as governmental organisations, University of Guyana, Interpol, other law enforcement agencies and the International Community, upon request.

CERTIFICATES OF CHARACTER

152. During the year 2012, a total of forty eight thousand, seven hundred and eighty-two (48,782) persons applied for Certificates of Character generating the sum of twenty four million three hundred and ninety-one thousand dollars (\$24,391,000.). There was an increase of forty eight thousand, seven hundred and eighty two dollars (48,782) in revenue accrued from the sale of Certificates, as compared with year 2011.

CRIME RECORDING UNIT

153. The Unit was established in the year 1993 at the Criminal Investigation Department as a sub-section of the Criminal Records Office, recording crime committed in Divisions.

154. During the year under review, the unit recorded a total of two thousand, seven hundred and seventy six (2,776) crimes, and received two thousand one hundred and eighteen (2,118) 'Initial Crime Report' forms, compared with year 2011 when there were three thousand and fifty- six (3,056) crimes, and the receipt of two thousand five hundred and thirty five (2,535) 'Initial Crime Report' forms from the various Divisions. At the end of the year under review, six hundred and fifty eight (658) forms were outstanding.

BRANDS

155. During the year under review, five hundred and sixty-six (566) Brand Applications were received, but five hundred and nineteen (519) were issued, since forty seven (47) of those issued in year 2012 had been applied for in year 2011.

JUVENILE BRANCH

156. During the year 2012, the Branch, the Probation and Welfare Services of the Ministry of Labour, Human Service and Social Security, and the Schools Welfare Department of the Ministry of Education continued to work jointly on matters reported against Juveniles.

157. During the year 2012, there were one hundred and fifty four (154) reports compared with two hundred and ninety (290) reports against Juvenile Offenders in the year 2011.

158. Of the reports in 2012, nineteen (19) persons were warned after intervention from the Schools Welfare Department and the Ministry of Human Services; fifty-six (56) pending at Stations; thirteen (13) of these reported matters remain pending at Juvenile Branch; thirty three (33) of the reports received were referred to the Probation Services and eighty nine (89) of the reports made were investigated and charges were instituted. Of the eighty nine reported matters to the Juvenile Branch that resulted in charges being instituted in 2012: four (4) were sent to N.O.C; three (3) were placed in care of parent/guardian with probation supervision; eighty one (81) matters are still pending before the Court and one (1) was bonded and ordered to do community service.

DOMESTIC VIOLENCE

159. During the year 2012, the Domestic Violence Section, the Juvenile Branch, the Probation and Welfare Service of the Ministry of Labour, Human Services and Social Security continued to work jointly on reported matters of Domestic Violence.

160. In the year 2012, three thousand, six hundred and seventy two (3,672) Domestic Violence reports were made to the Guyana Police Force. This is a twenty six point three (26.3) percentage decrease to the four thousand, nine hundred and seventy nine (4,979) domestic violence reports that were made during the year 2011.

161. Out of the three thousand, six hundred and seventy two reports of alleged Domestic Violence:-in three hundred and thirty one (381) matters the suspects were warned; one thousand, eight hundred and forty one (1,841) investigations are pending at Police Stations; and in one thousand, five hundred (1,500) matters, suspects were charged.

162. Out of the one thousand, five hundred (1,500) charges that were instituted in the year twelve (12) persons were imprisoned; fifty one (51) persons were placed on a bond to keep the peace; two hundred and thirty one (231) were referred to the Probation Services; one thousand and ninety one (1,091) of the reported matters are still pending in courts and ninety one (91) of the reported matters were dismissed.

TRAFFICKING IN PERSON

163. This Department works in collaboration with the Ministries of Human Services and Home Affairs, and is also part of the Task Force comprising other governmental and nongovernmental agencies which meet monthly to monitor the national programme on response to Trafficking in Person, and co-ordinate the role of the various agencies.

164. In year 2012, there were seven (7) reports of trafficking-in-persons, compared with six (6) for the year 2011. Of the seven (7) reports for the year under review, three (3) are pending before the courts and four (4) of the reported matters are still being investigated.

ROSEMARY LANE OUTREACH PROGRAMME

165. During 2012, the Guyana Police Force continued its efforts in reaching out to the children of Rosemary Lane and other areas. On Sundays the Club was exposed to religious sessions and discussions on pertinent topics such as The Rights of the Child and Domestic Violence and Child Abuse.

166. Thirty eight (38) members attended the Guyana Police Force/Guyana Police Wives' Association, Annual Youth Camp which was held from 6th August, 2012 to 10th August, 2012 at Rosignol Primary School. The camp was geared towards helping children develop a sense of discipline, good value systems and to help them express themselves sensibly and teach them a skill.

CRIME LABORATORY

167. The Crime Laboratory consists of the Fingerprint Branch, Scenes of Crime Unit, Photographic Branch, Ballistics Section and the Document Examination Section. There are sub-units in all Divisions; the 'A' Division sub-unit was re-established in the year under review.

FINGERPRINT BRANCH

168. The major functions of the Fingerprint Branch are the examination and comparison of fingerprints found at crime scenes and for screening of individuals. The ranks at Headquarters also assisted with the visiting of crime scenes and uplifting exhibits. In accomplishing its tasks fingerprints' technicians are deployed in each Division to support the work of the Headquarters staff.

169. The process of identification was complemented by the Automated Fingerprint Identification System (AFIS). Two thousand one hundred and forty four (2,144) ten-print Fingerprint Cards Records were added to the database in 2012. Seven hundred and fifty seven (757) latent fingerprints found at crime scenes were scanned and searched against the database, and twenty-three (23) fingerprint cases (identifications) were made; three (3) electronically and the remainder manually.

170. During the year 2012, two thousand one hundred and forty four (2,144) Crime Scenes were visited and examined by the technicians stationed at the Fingerprint Branch Headquarters (FPB IIQ) and in the Divisions.

171. Details are as follows:

Type Of Crime Scenes	Fpb Hq	Divisions						Total
		A	B	C	D	E&F	G	
Break & Enter & Larceny	128	544	202	173	132	87	42	1308
Robbery under Arms	36	64	39	54	23	18	4	238
Burglary	26	60	28	21	14	16	8	173
Murder	8	9	15	12	7	2	1	54
Simple Larceny	26	21	15	12	18	5	6	103
Larceny in Dwelling House	18	13	14	17	5	7	6	80
Sacrilege	0	0	0	0	0	0	0	0
Motor Vehicles	68	62	9	25	14	7	3	188
Total	310	773	322	314	213	142	70	2144

172. In addition, seven hundred and fifty seven (757) fingerprints were found at Crime Scenes of which details are as follows:

Serial #	Type Of Crime Scenes	Fpb Hq	Divisions						Total
			A	B	C	D	E&F	G	
1.	Break & Enter & Larceny	60	202	71	52	51	19	20	475
2.	Robbery under Arms	14	16	8	11	8	1	0	58
3.	Burglary	12	23	9	6	7	2	3	62
4.	Murder	3	4	2	3	2	0	0	14
5.	Simple Larceny	7	6	5	3	5	0	1	27
6.	Larceny in Dwelling House	9	4	6	5	2	0	2	28
7.	Sacrilege	0	0	0	0	0	0	0	0
8.	Motor Vehicles	37	30	4	11	8	2	1	93
Total		142	285	105	91	83	24	27	757

173. In 2012, eight thousand five hundred and five (8,505) fingerprints were processed for the purpose of screening. The details are as follows:

Ser#	Requesting Agency	Purpose	#Ofprints Processed
1.	Government and Private Agencies	Persons seeking employment	1,340
2.	Commissioner's Office	Firearms' Applications	1648
3.	Felix Austin Police College	Force Applicants	879
4.	Criminal Records Office	Divisions' Applicants for Character References	2,354
5.	Foreign Agencies	Background Checks	2,157
6.	Persons Migrating	Character References from Foreign Countries	127
Total			8,505

174. There were two (2) reports of cases during 2012, where the deceased persons could not be identified. These cases were forwarded to the Fingerprint Branch for assistance in the identification of the deceased persons.

SCENES OF CRIME UNIT

175. The Scenes-of-Crime Unit, based centrally with peripherals in the divisions, continued to function throughout the year 2012.

176. In the year under review, compared to year 2011, there were reductions in Crime Scenes relative to Murders, Simple Larceny, Break-and-Enter-and Larceny, and Natural Deaths, but an increase in Robbery under Arms. As a matter of fact in year 2012 there were two hundred and thirty-eight (238) Robbery Under Arms crime scenes, compared with three hundred and forty six (346) in year 2011; a decrease of one hundred and eight (108).

177. During the year 2012, two thousand one hundred and forty four (2,144) major or serious crime scenes were visited, from which evidence was collected from seven hundred and fifty-seven (757) scenes.

PHOTOGRAPHIC BRANCH

178. The Photographic Branch continued to operate with the major unit centrally located at Headquarters and photographers stationed in the various Divisions. The primary role of this Branch is the taking of photographs of major/serious crimes and fatal accidents for evidence in a Court of Law.

BALLISTICS SECTION

179. The Ballistic Section has two (2) units, the Firearms and Ammunition Examination and the Bomb Disposal Units, which are based at the CID Headquarters.

FIREARMS EXAMINATION UNIT

180. The core function of this Unit is the examination of firearms, and firearms and ammunition components, which form the subject of an investigation. The Section is also responsible for taking specimen of licensed firearms.

181. During the year 2012 one hundred and fifty-five (155) firearms, two thousand nine hundred and eighty nine (2,989) rounds of ammunition, three hundred and fifty eight (358) components of ammunition and ten magazines were examined by the Section.

Hereunder is a breakdown of the firearms, ammunition and components, and magazines that were processed for the year 2012:

Ser. #	Firearms		Components	
	Type	Amount	Type	Amount
1.	Pistol	43	Casings	256
2.	Revolver	50	Bullets	58
3.	Shotgun	35	Pellets	44
4.	Rifle	18	Wads	0
5.	Sub-machine Gun	2	Total	358
6.	Improvised Shotgun	5		
7.	Air-rifle	2		
Total		155		

Ser. #	Ammunition	Magazine
1.	Ammunition	2,727
2.	Cartridges	262
Total		2,989

182. A total of one hundred and nineteen (119) spent shells were recovered from eleven (11) different crime scenes and were received for examination. It was discovered that one hundred and fifteen (115) of them were fired from six (6) different types of firearms, and used at eleven (11) incidents of discharging a loaded firearm. Those firearms have not been recovered.

183. Stated hereunder is a tabulation of firearms and spent shells in relation to the crime scenes where they were identified.

Ser. #	Calibre	Amount
1.	7.62 x 39	93
2.	9mm	2
3.	.380	0
4.	.40	3
5.	.45	0
6.	.25	0
7.	.32	3
8.	12 Gauge	0
9.	.223/5.56x45mm	18
Total		119

184. Stated hereunder is a tabulation of firearms and spent shells in relation to the crime scenes where they were identified.

Ser.#	Calibre	Number Of Shells Identified	Number Of Crime Scenes Traced	
			Murder	Shooting Incidents
1.	7.62 X 39 Mm	93	3	0
2.	.40	3	0	1
3.	.380	0	0	0
4.	.32	2	1	1
5.	9Mm	0	0	2
6.	.223	17	1	0
Total		115	5	4

185. The remaining four (4) spent shells were fired from three (3) different types of Firearm at eleven (11) Scenes of Crime. Details are as follows: -

Ser.#	Calibre	Number Of Scenes Traced	Number Of Spent Shells Identified
1.	7.62x39	2	81
2.	.223	2	17
3.	9mm	0	0
4.	.25	0	0
5.	.380	0	0
6.	.40	1	3
7.	.32	1	2
Total		6	103

186. During the year 2012, four (4) firearms were recovered by the Police in the possession of suspects, were traced, One (1) person was subsequently charged with murder. Details are as follows:

Ser.#	Calibre	Type of Firearm	Number of Crime Scenes Traced		
			Shooting Incidents	Murder	Total
1.	.223	Rifle	1		1
2.	.38 Spl.	Revolver	-	2	2
3.	.45	Pistol	-	1	1
TOTAL			1	3	4

SPECIMEN OF LICENSED FIREARMS

187. During the year under review, a total of one thousand, two hundred and thirty five (1,235)specimens were taken of firearms. Details are as follows:

Type Of Firearms	# Of Specimen Taken
Pistols	646
Revolvers	58
Shotguns	424
Rifles	107
Total	1235

BOMB DISPOSAL UNIT

188. Ranks attached to this unit are trained to detect and neutralize Improvised Explosive Devices (IED) and Explosive Ordinance Devices (EOD). The unit also has a Canine presence.

189. During the year 2012, a total of two (2) reports were received; one (1) of the reports was related to alleged bombs planted at Government Department (school) and the other one (1) at Private Agency; it was discovered that one (1) of the two (2) reports was a hoax while at the location of the second report a grenade was found.

DOCUMENTS EXAMINATION/ HAND WRITING SECTION

190. During the year 2012, a total of fifty-two (52) documents were received for examination compared with fifty one (51) documents received in the year 2011.

191. Of the amount received there were forty (40) matching handwritings and ten (10) no matches found; two (2) matters were waiting on the submission of additional specimens, as at the end of 2011.

FORENSIC LABORATORY

192. The Forensic Laboratory conducts analysis in areas such as drugs, serology, toxicology, counterfeit currency, gun powder residue, corrosives and accelerants.

193. Exhibits received and processed for the year 2012 compared with year 2011 are as follows:

Exhibits Submitted	Year	
	2011	2012
Cannabis	451	491
Cocaine	421	420
Heroin	-	
Blood	54	96
Semen	6	18
Gunpowder Residue	29	70
Counterfeit Currency	18	19
Accelerants	20	19
Corrosives	9	0
Toxicology	26	
Ecstasy	1	4
Hair	2	5
Total	1,037	1,142

MEDICO-LEGAL SECTION

194. During the year 2012, Doctors Nehaul Singh and Vivekanand Bridgemohan continued to provide services in the field of Pathology.

NARCOTICS BRANCH

195. Guyana continued to be affected negatively by the cultivation, trafficking and consumption of cannabis; the transit, trafficking and consumption of cocaine; and to a lesser extent the transit of heroin, hashish and ecstasy.

196. In its effort to enhance the capacity of the Narcotics Branch, the Guyana Police Force has increased its capabilities with the acquisition of four (4) Narcotic Detector Dogs. The dogs and their United States of America trained handlers performed duties at the Cheddi Jagan international Airport, Timehri and Ogle International Airport.

CANNABIS

197. The major source of cannabis seized was from cultivations in the intermediate Savannah Region of Guyana. Quantities were also suspected to be imported from Caribbean countries into Guyana. There were several seizures at wharfs in Port Georgetown.

198. During the year 2012 the Police conducted twelve (12) eradication operations, compared with 2011, when there were thirty four (34) cannabis eradication operations.

199. A total of eighteen (18) fields of cannabis cultivation with an estimated total size of twenty four and a quarter (24 1/4) acres from which forty eight thousand four hundred and eleven (48,411) plants weighing an estimated of one hundred and thirty thousand nine hundred and fifty kilograms (130,950.kgs) were destroyed, compared with 2011 when ninety six (96) fields of cannabis cultivation with an estimated total of one hundred and fifty four and three quarter (154 %) acres with about three hundred and seventy seven thousand, four hundred and eleven (377,411) plants weighing an estimated eight hundred and eighty thousand three hundred and ninety three kilograms, seven hundred and fifty grams (880,393 kgs, 750 grams) were destroyed. The increase in eradication during 2011 was primarily related to aerial surveillance and Joint Services cooperation.

200. There was an addition of five hundred and thirteen (513) cannabis seizures (Herbal) during the year that yielded one thousand and eighty nine kilograms four hundred and seventy three decimal point sixteen grams (1,089kg 473.16 grams), bringing the total for the year 2012 to one hundred and thirty two thousand and thirty nine kilograms, four hundred and seventy three decimal point sixteen grams (132,039kg 473.16 grams), compared with year 2011 when there were three hundred and ninety (390) cannabis (Herbal) seizures that yielded three thousand seven hundred and seventy seven kilograms and three hundred and thirty six decimal point ninety one grams (3,775 kg 336.91 grams) the total seizures for year 2011 to eight hundred and eighty five and thirty four kilograms three hundred and sixty-one decimal point five grams (885,034 kg 361.5 grams); representing a decrease of eighty five percent (85%) over seizures in 2011. The decrease was due to lack of crucial surveillance support resulting in less cannabis eradication operations.

201. During the same period five hundred and four (504) cases were made of which five hundred and fifty-one (551) persons were charged, resulting in two hundred and sixty seven (267) persons being convicted and thirty-one cases (31) dismissed.

COCAINE

202. During the year under review, there were sixty seven (67) seizures of Crystal Cocaine that yielded a total of seven hundred and forty two thousand kilograms seven hundred and seventeen grams (742 kgs, 717 grams), and one hundred and ten (110) seizures of Crack Cocaine that in itself yielded two thousand kilograms, three hundred and nine decimal point seventy seven grams (2kg 309.77 grams) making the years total of seven hundred and forty five kilograms, and twenty six decimal point seventy seven grams (745kg 026.77grams). The comparative figures for year 2011 were a total of four hundred and nine kilograms two hundred and twenty five grams (409 kg 225grams) of cocaine seized; seventy eight (78) seizures of crystal cocaine that yielded a total of one kilogram, nine hundred and thirteen grams decimal six grams (1kg 913.6 grams) and eighty nine (89) seizures of crack cocaine which yielded four hundred and eleven kilograms, one hundred and thirty eight point six grams(411kg 138.6 grams). Year 2012 statistics revealed after comparison with 2011's that there was an eighty one percentage (81%) increase in year 2011.

203. During the same period, one hundred and thirty nine (139) cocaine cases were made, of which one hundred and fifty one (151) persons were charged, with thirty four (34) being convicted and six (6) cases dismissed. The comparative figures were one hundred and nine (109) cases made, fifty six (56) convictions and seventeen (17) dismissals in 2011.

ECSTASY

204. During the year 2012, there was one (1) Ecstasy seizure that yielded a total of forty (40) grams at Ogle International Airport; one (1) case was made with one conviction.

HASHISH

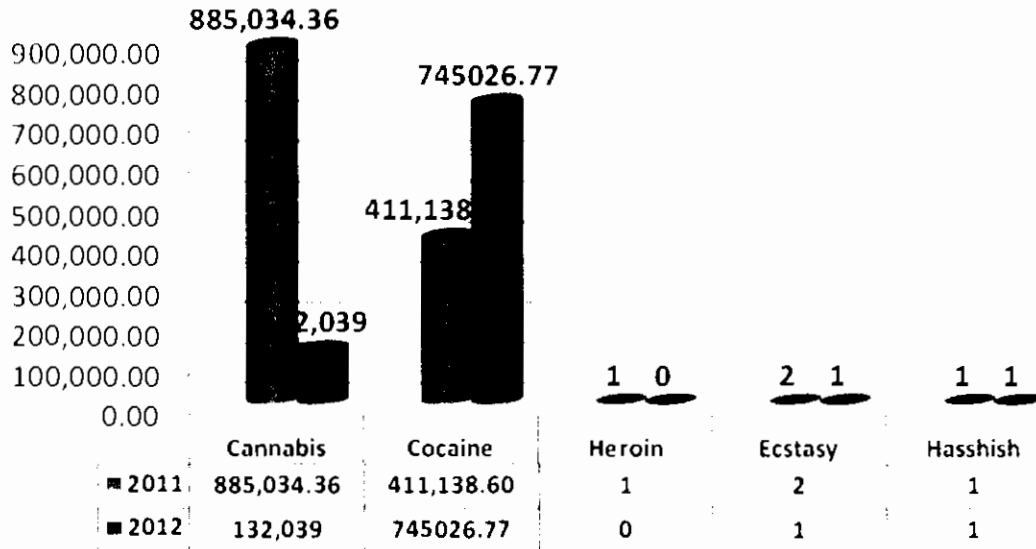
205. During the year 2012, there was a single seizure amounting to sixteen (16) grams of Hashish, resulting in one person being charged and the case was pending in the Courts at the end of the year.

206. A Table showing the pertinent statistics for year 2012 is as follows:

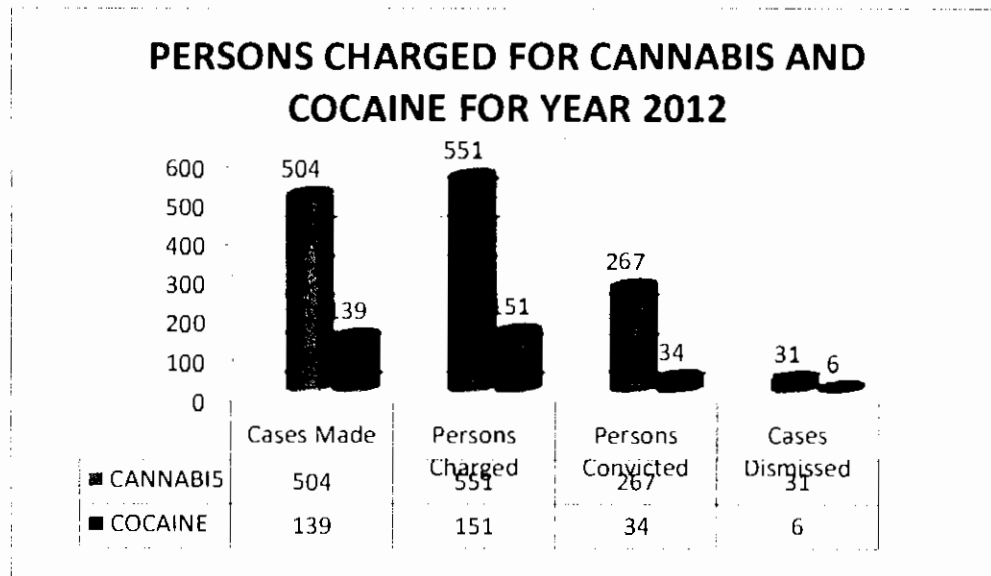
Type Of Drug	Cases Made	Persons Charged	Amount Seized	Persons Convicted	Remarks
Ecstasy	1	1	40 Grams	Nil	1 (Case was appealed by the DPP)
Cannabis	504	551 (31 2 Trafficking, 239 Possession)	132,039Kg 473. 16 Grams	267 (41 Trafficking) 21 8 Possession) 8 Smoking	31 (21 Trafficking) (10 Possession)
Cocaine	139	151 (124 Trafficking, 27 Possession)	745Kg 026.77 Grams	34 (23 Trafficking, (8 Possession) (3 Utensils)	6 (5 Trafficking) (1 Utensil
Hashish	1	1	16 Grams	1	Nil

207. A Clustered-Cylindrical Chart, showing the comparative amounts of drugs seized in years 2011 and 2012, is as follows:

Total Amount of Drug Seized For 2011/2012



208. A Clustered-Cylindrical Chart, showing the Cases Made, Persons Charged and Convicted and the Cases Dismissed relative to Cannabis and Cocaine in year 2012 is as follows:



FRAUD SQUAD

209. There are designated Fraud Squads at CID Headquarters, Eve Leary and at Divisional Headquarters 'A' Division. CID Headquarters investigates all major government and nongovernmental frauds.

210. Other frauds are investigated in 'A' Division by the Fraud Squad and in other Divisions at Police Stations.

211. Comparative figures for the years 2011 and 2012 in respect of the amount of fraud investigations are as follows:

Year	Governmental				Non-Governmental			
	Reports	Cases	Convictions	%	Reports	Cases	Convictions	%
2011	20	25	9	125	565	175	16	31
2012	32	32	19	100	70	82	16	117

MAJOR CRIME INVESTIGATION UNIT

212. During the year 2012, the Major Crime Investigation Unit continued its operations, focusing on Criminal Organisations and Major Crimes.

213. During the year one hundred and twenty seven (127) persons were arrested and charged for crimes inclusive of Robbery under Arms, Unlawful Possession of Ammunition and Unlawful Possession of Firearm.

CRIME INTELLIGENCE UNIT

214. The Crime Intelligence Unit continued to operate in the same configuration as in 2012, with a central unit at Criminal Investigations Department headquarters with peripheral units in the Divisions and with close collaboration with Special Branch. The primary objectives of the Unit are the gathering of information, conducting analysis and disseminating information/intelligence to various units in the Force.

215. The Unit continued to maintain several database such as criminal gangs, wanted persons, known characters, stolen firearms, stolen vehicles, etc. This information is used to produce Crime Bulletins, Wanted Bulletins, Anti-crime patrols brief, as well as support to criminal investigations by developing suspects. The Unit was also involved in the infiltration of criminal gangs.

INTERPOL / COMPUTER SECTION

216. International Police Organisation (INTERPOL) through its sub-divisional office, National Crime Bureau (NCB) Georgetown, provided support to the Guyana Police Force as the main link in sharing information and giving assistance to other Police Forces in its one hundred and ninety (190) world-wide country membership.

217. For the year 2012, NCB Georgetown received a total of three thousand four hundred and seventy eight (3,478) messages from the NCBs and Interpol General Secretariat seeking assistance to track down fugitives; stolen vehicles and vessels; and information on stolen works of art; background checks on citizens and foreigners; and information on terrorism among other security matters compared with three thousand three hundred and forty six (3,346) messages in 2011. NCB Georgetown sent four thousand, two hundred and sixty six (4,266) messages to the General Secretariat and other Bureaus for the year 2012

compared with year 2011 when three thousand, nine hundred and thirty three (3,933) messages were sent. It is important to note that of that amount sent two hundred and seventy nine (279) were on behalf of the Guyana Police Force, compared with two hundred and sixty five (265) sent in 2011.

218. In year 2012, four hundred (400) requests were made to Interpol Georgetown with a total of three hundred and eighty four (384) response, compared with three hundred and twenty two (322) requests were made directly to Interpol Georgetown and two hundred and seventy eight (278) responses in year 2011.

FIREARM TRACED OF THE NATIONAL TRACING CENTRE (E-TRACE)

219. During the year, thirty four (34) firearm traces were sent to the National Tracing Centre however, twenty three (23) of the results were positive and the remaining eleven (11) firearms trace was negative.

DEPORTEE UNIT

220. Persons deported to Guyana are processed at this Unit where records are maintained. The Unit is also responsible for the monitoring of deportees.

221. Six hundred and ninety three (693) persons were deported in 2012 for serious crimes in various countries, compared with six hundred and eight two (682) persons for the year 2011.

222. Below is a Table showing the Countries and Offences for which they were deported: -

Offences	U.S.A	Suriname	Caribbean Countries	Canada	U.K	France	French Guiana	Total
Drug	61	9	15	2	2	-	•	89
Robberies	9	3	-	5	-	-	•	17
Murders	3	1	-	-	-	-	.	4
Firearms	2	-	2	-	-	-	.	4
Other Thefts	1	1	2	2	-	-	-	6
Assaults	13	2	2	4	-	-	-	21
Domestic Violence	-	1	-	-	-	-	-	1
Fraud	5	-	2	-	-	-	.	7
Sexual Assaults	5	-	-	1	1	-	-	7
Illegal Entry	16	180	3	2	-	-	2	203
Minor Offences	30	13	193	94	2	1	1	334
Totals	145	210	219	110	5	1	3	693

TRAINING
INTERNAL - DEPARTMENTAL

223. During the year, the Criminal Investigation Department Headquarters continued to ensure that its members received the requisite training to upgrade their skills. To this end, several Ranks attended Courses and Seminars as follows:

Ser. #	Month(S)	Name Of Course	# Of Participants
1.	January - December	U.N.O.D.C	26
2.	March	Scenes Of Crime Technicians	32
3.	March/April	Cid Induction	32
4.	April	Narcotics Investigation Course	25
5.	April	Fingerprint Identification Course	30
6.	May	Sexual Offence Investigation	15
7.	June	Crime Scene Investigation	25
8.	July	Functions Of The Forensic Laboratory	136
9.	September	Digital Photography	30
10.	December	Statistics	19

224. During the year 2012, eighty-seven thousand, three hundred and ninety six (87,396) Indictable and Summary crimes were committed, compared with 2011 when there were eighty five thousand and twenty eight (85,028) Indictable and Summary crimes were recorded; reflecting increase of three percent (3%).

225. There was a decrease in the amount of Indictable and Summary cases, when compared with year 2011. In 2012, there was a total of thirty five thousand seven hundred and ninety (35,790) cases compared with fifty one thousand, five hundred and ninety eight (51,598) cases in 2011; a decrease of thirty one percent (31 %).

226. An outline of the general Crime Situation for 2009, 2010, 2011 and 2012 is as follows;

Year	True Reports			Cases Cleared up			Percentage Cleared up (%)			Percentage Charged (%)		
	Ind.	Sum.	Total	Ind.	Sum.	Total	Ind.	Sum.	Total	Ind.	Sum.	Total
2009	6340	57536	63876	3922	23614	27536	65	41	65	-5	-43	-40
2010	6972	70360	77332	4427	43052	47479	63	61	61	+10	+22	+21
2011	7902	77126	85028	4968	46630	51598	63	60	61	+13	+10	10
2012	5925	81471	87396	1846	33944	35790	31	42	41	-25	+6	+3

Appendix C

- table IA - Cases Reported to Police for 2012 (Indictable and Summary Crime and Offences)
- Table I - Number of Persons prosecuted for 2012
- TableII - Prosecution by Police in respect of Statutory Offences or the year 2012

227. Larceny from the Person and Kindred Offences decrease by eighteen percent (18%). There were two thousand one hundred and fifty two (2,152) reports compared with two thousand six hundred and twenty-seven (2,627) reports for the year 2011.

228. Robbery inclusive of Assault with Intent to Rob, Robbery with Violence, Robbery under Arms and Robbery with Aggravation showed an increase of sixteen percent (16%) in the year 2012. There were one thousand, four hundred and five (1,405) reports compared with one thousand, two hundred and thirteen (1,213) reports in year 2011.

229. These forms of criminal activities were identified among the most prevalent crimes perpetrated and contributed significantly to the fear of crime within the society. The urban area has consistently been experiencing the highest rates of these forms of criminality; and firearms are the weapons of choice for the perpetrators of Robbery under Arms.

230. Larceny from the Person showed a decrease of three percent (3%), during the year under review. There were three hundred and sixteen (316) reports compared with three hundred and twenty five (325) reports for the year 2011.

231. Set out below are comparative figures for years 2010 to 2012 for 'Robbery and Larceny from the Person', for more details see Appendix 'D'.

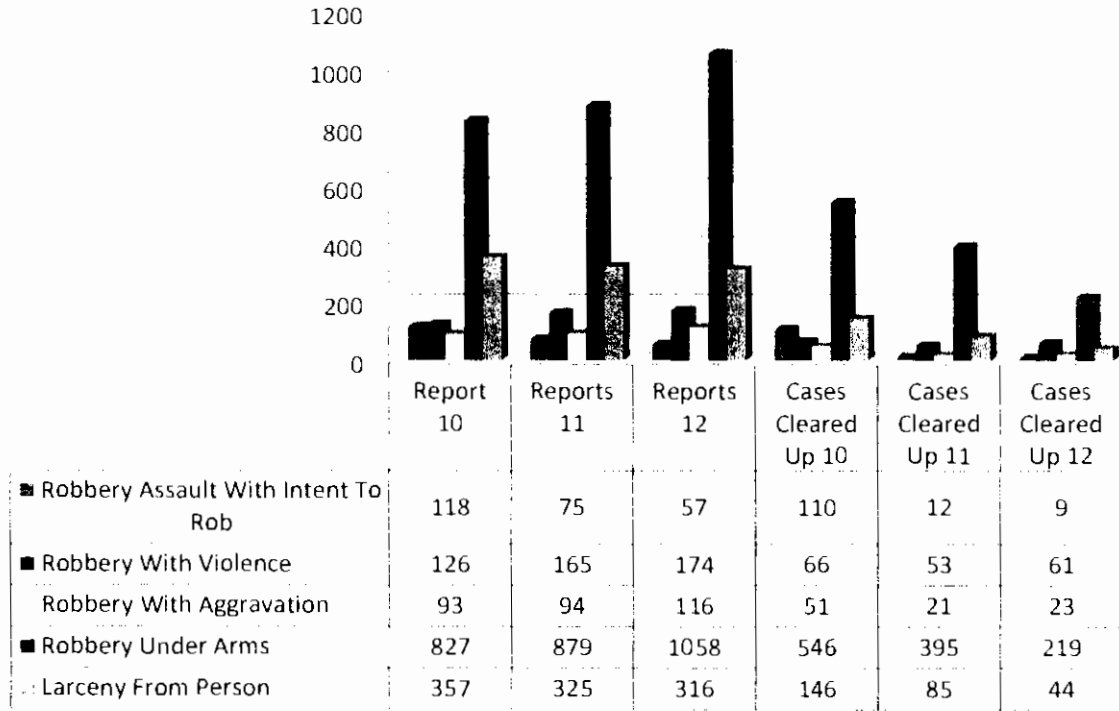
Offences	Reports			Cases Cleared Up			Percentage Cleared Up (%)			
	2010	2011	2012	2010	2011	2012	2010	2011	2012	
Robbery/Assault with Intent to rob	118	93	75	57	110	12	9	93	16	16%
Robbery with Aggravation	126	94	116	51	21	23	55	22	20%	
Robbery with Violence	827	165	174	66	49	61	52	30	35%	
Robbery under Arms	357	879	1058	546	395	219	66	45	21%	
Larceny from the Person		325	316	146	85	44	41	26	14%	

232. Set out below are comparative figures for years 2010 to 2012 for 'Crime against the Person', for more details see Appendix 'D'.

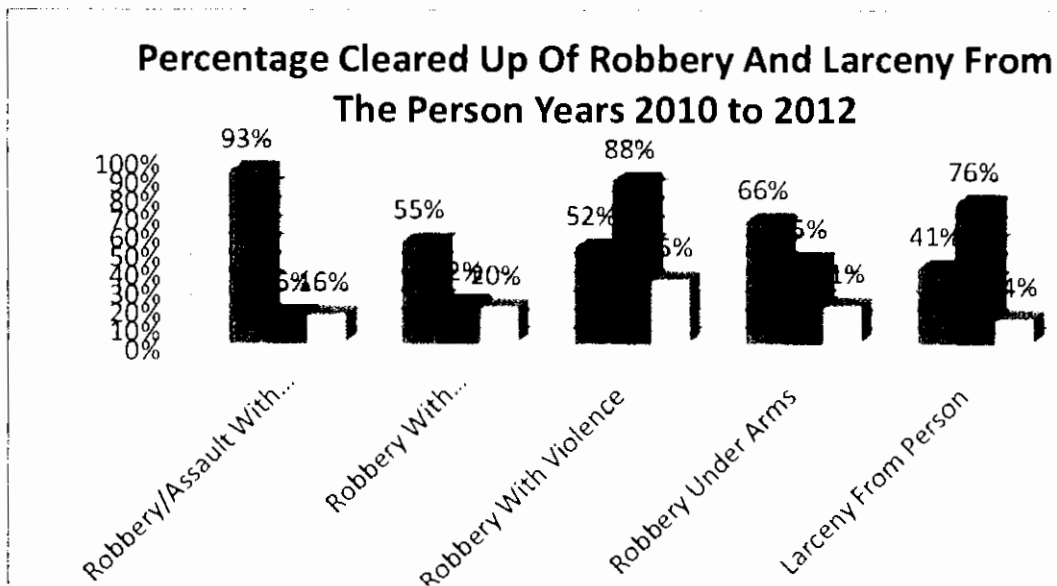
Offences	Reports			Cases Cleared Up			Percentage Cleared Up (%)		
	2010	2011	2012	2010	2011	2012	2010	2011	2012
Murder	140	130	139	56	83	78	40	64	56
Attempt Murder	52	44	50	43	17	35	83	39	70
Manslaughter	7	12	3	7	12	3	100	100	100
Infanticide	-	-	-	-	-	-	-	-	-
Inflicting Grievous Bodily Harm	181	149	143	66	116	92	36	78	64
Felonious Wounding	100	81	80	31	81	58	31	100	73
Discharging Loaded Firearm with Intent	46	11	8	38	8	3	83	72	38
Rape	117	240	269	57	31	82	49	16	30

233. A Clustered-column chart showing the Reports and Cases Cleared-up for Robbery and Larceny from the Person for Years 2010 to 2012 is as follows:

Reports And Cases Cleared Up Of Robbery And Larceny From The Person For The Period 2010 - 2012.

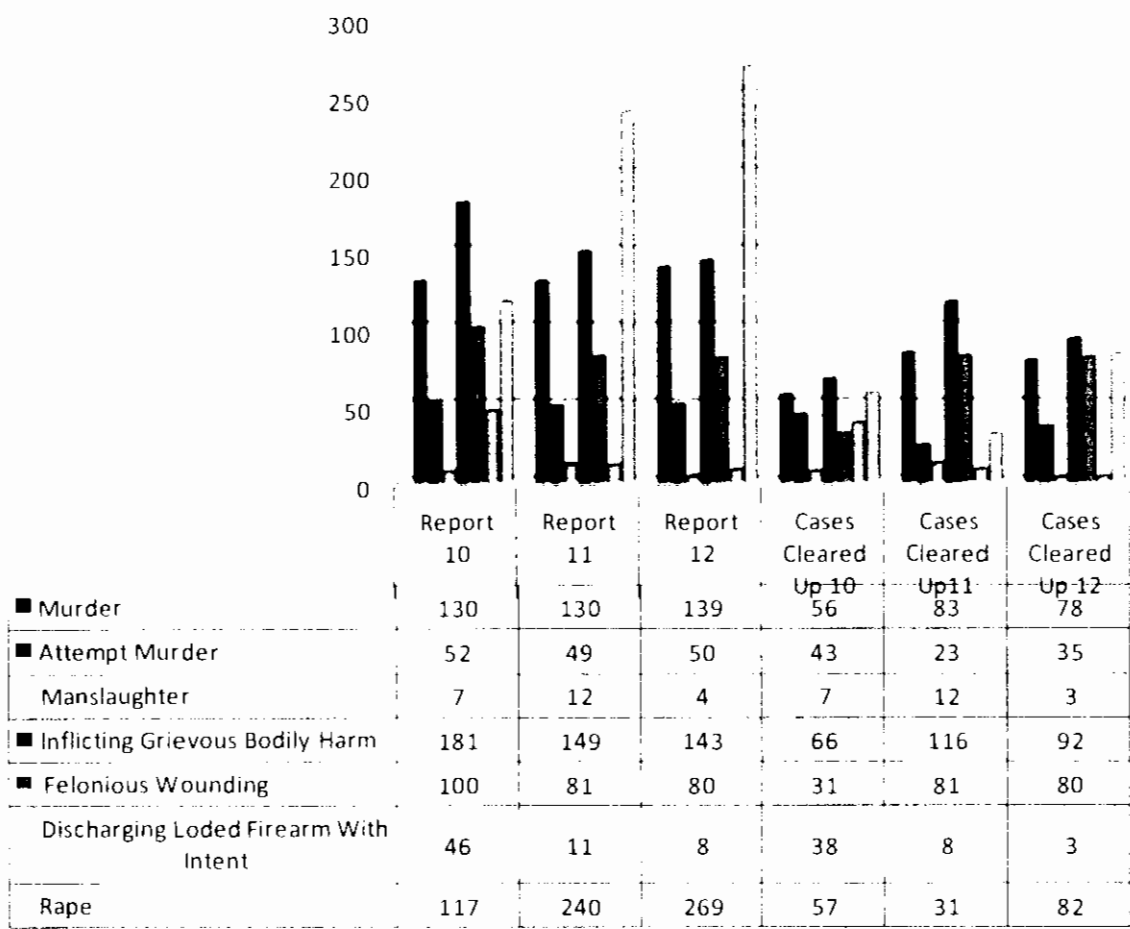


234. A Clustered-column chart showing the Percentage Cleared-up for Robbery and Larceny from the Person for Years 2010 to 2012 is as follows:

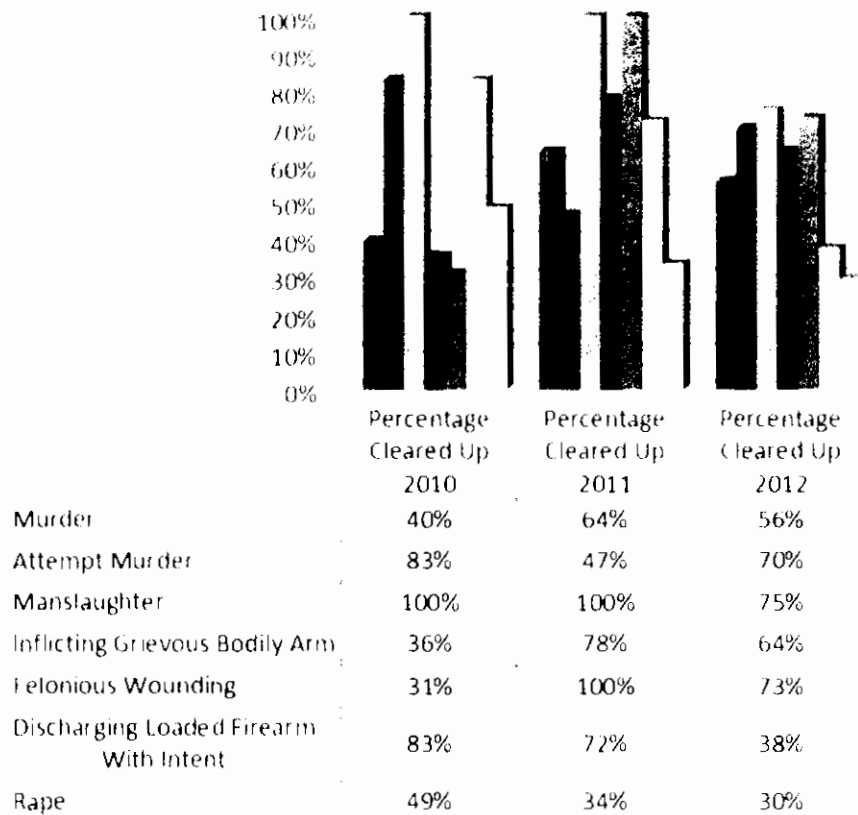


235. A 3-D Clustered-column chart showing for Crimes Against a comparison of Reports and Cases Cleared-up the Person for Years 2010 to 2012 is as follows:

Reports And Cases Cleared Up For The Period 2010 to 2012



227. A 3-D Clustered-column chart showing a comparison of Reports and Cases Cleared-up for Crime Against the Person for Years 2010 to 2012 is as follows:



CRIME AGAINST PROPERTY

236. Breaking offences including Burglary, Possession of House Breaking Implements, Break and Enter and Larceny, Break and Enter with intent, showed a decrease of eleven percent (11 %) in the year 2012. There were one thousand seven hundred and fifty eight (1,758) reports compared with one thousand nine hundred and eighty three (1,983) reports for 2011.

237. In the year 2012 House Breaking and Larceny recorded one thousand five hundred and twenty nine (1,529) reports compared with one thousand seven hundred and twenty four (1,724) reports for year 2011; a decrease of eleven percent (11 %).

238. During the year under review, there were one hundred and seventy seven (177) reports of Burglary, compared with two hundred and twelve (212) reports during the year 2011; a decrease in 2012 of seventeen (17%).

239. A table showing a comparison with years 2010, 2011 and 2012, is as follows:

Offences	Reports			Cases Cleared Up			Percentage Cleared Up(%)		
	2010	2011	2012	2010	2011	2012	2010	2011	2012
Burglary	206	212	177	77	74	32	37	35	18
Shop/Store Breaking & Entering with Intent	-	-	-	-	-	-	-	-	-
Breaking & Entering Dwelling House with Intent	6	2	25	6	2	11	33	100	44
House Breaking & Larceny	1657	1724	1529	809	901	296	49	52	19
Breaking out of House, Shop, Store, etc.	-	-	-	-	-	-	-	-	-
Possession of House Breaking Implements	-	-	-	-	-	-	-	-	-
Sacrilege	34	45	27	18	12	4	53	27	15
Attempt Breaking & Enter House with Intent	-	-	-	-	-	-	-	-	-
Total	1903	1983	1758	910	991	343	48	50	20

PROSECUTIONS - INDICTABLE

240. A comparison of the number of persons charged with the perpetration of indictable I Crimes for the years 2010, 2011 and 2012 is as follows:

Particulars	YEARS		
	2010	2011	2012
Persons Charged	3477	4510	1229
Cases Pending	11986	14090	13269

241. During the year 2012, seven hundred and ninety three (793) persons were convicted compared with 2011, when two thousand and five (2005) persons were convicted; a decrease of one thousand two hundred and twelve (1,212).

242. Seven hundred and fifty three (753) males and forty (40) females were convicted in year 2012 compared with one thousand, seven hundred and ninety seven (1797) males and two hundred and eight (208) females convicted in year 2011.

SUMMARY CRIMES AND OFFENCES

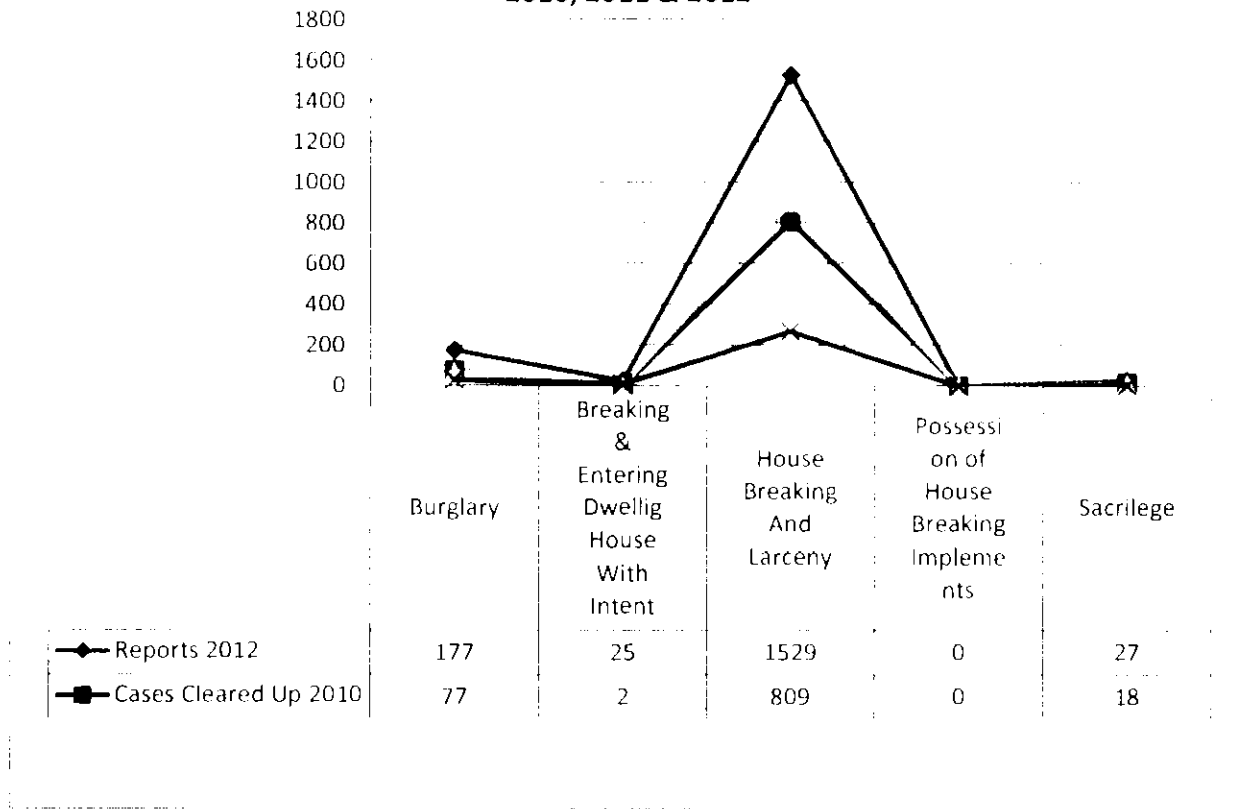
243. 235. Included under this category are offences reported during the year 2011.

244. 236. A Table of comparison of the figures for years 2009, 2010, and 2011 is as follows:

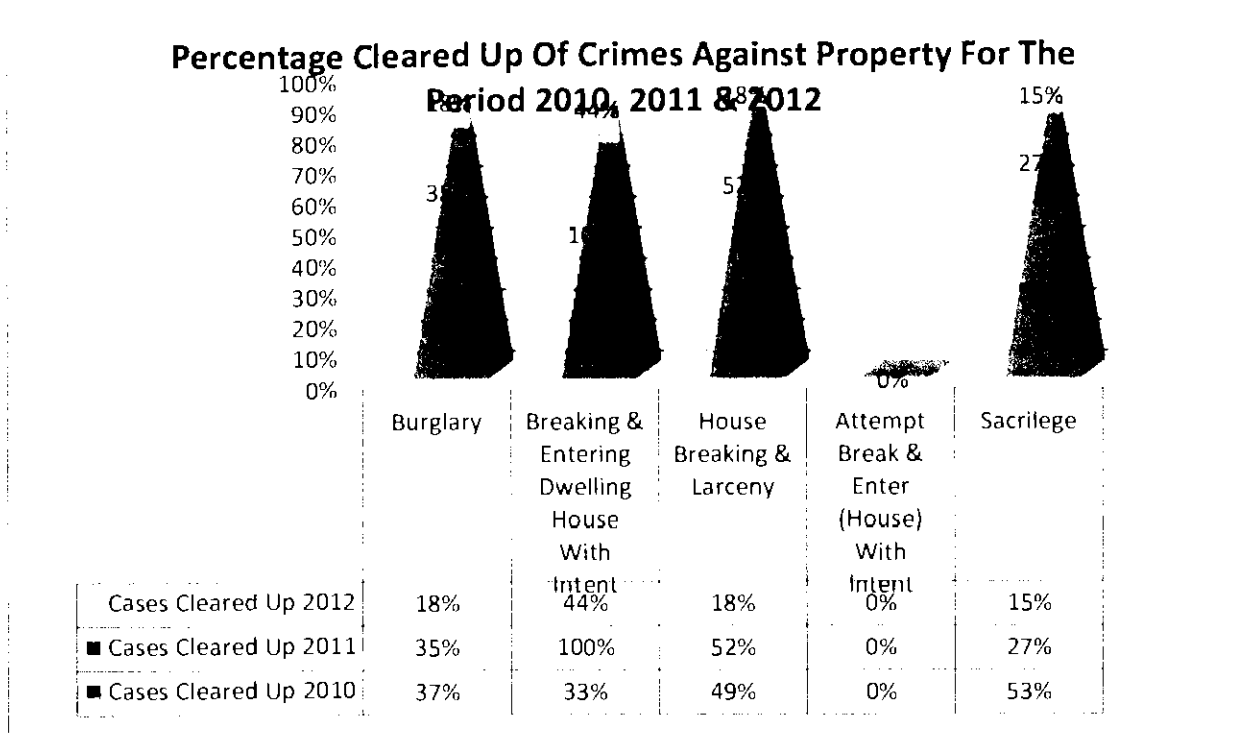
Particulars	Years		
	2010	2011	2012
Reports Made	70360	77126	81471
Persons Proceeded Against	43052	3467	3227
Persons Convicted	13566	28305	32870
Cases Pending At The End Of The Year	21707	12690	4916

245. A Line Graph showing a comparison of Reports and Cases Cleared-up for Crimes Against Property for the years 2010 to 2012 is as follows:

**Reports And Cases Cleared Up Crimes Against Property For Period
2010, 2011 & 2012**



238. A 3-D clustered-column chart showing a comparison of Percentage Cleared-up for Crimes against Property for the Years 2010 to 2012.



BICYCLES

246. During the year 2012, forty seven (47) bicycles were reported stolen of which ten (10) were recovered.

247. A table showing the comparison of figures for Stolen and Recovered Bicycles for years 2010, 2011 and 2012 is as follows:

Stolen			Recovered		
2010	2011	2012	2010	2011	2012
65	78	47	24	19	10

248. A Table showing the comparison of Persons proceeded against and Persons convicted for the years 2010, 2011 and 2012 is as follows:

Particulars	YEARS		
	2010	2011	2012
Persons Proceeded against	8	48	9
Persons Convicted	4	33	4

WARRANTS

249. A Table showing a comparison of Warrants received for the years 2010, 2011 and 2012 is as follows:

Particulars	2010	2011	2012
Revenue Offences	-	56	743
Maintenance Arrears	1054	5638	1465
Breach of Laws	-	-	-
Judgment Debtors	-	-	-
Minor Criminal Offences	-	-	4
Indictable Offences	-	-	4621
Apprehension Warrants	1562	2699	5017
Miscellaneous	-	-	237
Affiliation	-	-	1519

SUMMONS

250. A Table of comparison of Summons served for 2010, 2011 and 2012 is as follows

Particulars	YEARS		
	2010	2011	2012
Defendants in Civil Criminal Cases	132	45	351
Defendants in Police Criminal Cases	800	829	835
Defendants in Private Criminal Cases	125	49	227
Witness in Police Criminal Cases	3939	6264	8062
Witness in Private Criminal Cases	135	2	130
Witness in Civil Criminal Cases	94	192	95

REVENUE

251. A Table showing a comparison of Revenue collected, as a result of various auxiliary duties performed, for years 2010, 2011 and 2012 is as follows:

Particulars	Years		
	2010	2011	2012
Certificates Of Character	\$17,102,000.	\$15,441,500.	24,391,000
Firearm Licences	\$20,004,000.	\$30,189,000.	38,387,000
Total	\$37,106,000.	\$45,630,500.	62,778.00

FIREARMS LICENSED

252. A comparative table showing the various types of firearms licensed for years 2009 to 2011 is as follows:

Type Of Firearm	Years		
	2010	2011	2012
Shotguns	1955	3352	2745
Revolver/Pistol	3160	4459	5646
Rifles	256	238	279
Total	5371	8049	8670

OTHER BRANCHES

DEPARTMENT OF DEVELOPMENT

253. This section maintained its responsibility for the Force Annual Report, Diary of Events and other related activities.

PUBLIC RELATIONS

254. During the year under review, the Public Relations Department continued to interface with the Media (Print and Electronic) by way of press releases, arranging press conferences as necessary and advisories to members of the public.

255. In an effort to enhance the image of, and to 'Sell the Force', the Public Relations Department, in conjunction with a team from the Felix Austin Police College, participated in a number of Open Career Day exhibitions sponsored by several entities

256. The Department also facilitated and coordinated visits, of students and members of other organisations, to Traffic Headquarters, Force Headquarters and the Force Museum.

257. Divisions/Departments of the Force were highlighted on several radio and television programmes on the National Communication Network (NCN). During these programmes, Divisional/Branch Commanders interacted with the public on issues and concerns relative to the Division/Branch specific areas.

258. The radio and television programmes included 'Law Enforcement and You', 'Let's Gaff', and 'GuyanaToday'.

259. The department continued to monitor identified programmes on the radio and television, and articles published in the daily and periodical newspapers with a view to analyzing the public's perception of the Force, and responding when necessary.

260. Generally, during the year, the Public Relations Department continued to perform creditably in forging cordial and developmental relations among the Police, the Media and the Public.

261. During the year 2012 the Department published four (4) issues of the Copper Newspapers. The same amount was published in 2011.

TACTICAL SERVICES UNIT

262. 273. The Tactical Services Unit is a very important arm of the Guyana Police Force and is primarily tasked with the repression of internal disturbances and a multiplicity of other duties as directed by the Commissioner of Police.

263. The actual strength during the year 2012, was as follows:-

Rank	Amount
Senior Superintendent	1
Superintendent	1
Assistant Superinten- dent	4
Cadet Officer	7
Chief Inspector	-
Inspector	10
Sergeant	35
Corporal	45
Lance Corporal	27
Constables	162
Special Constables	119
Total	410

264. During the year under review, the Unit provided escorts for a number of Government Agencies and Private Entities and in the process completing five hundred and thirteen (513) escort duties. The Unit also was involved in Guard-of-Honour at the Opening of the various Sessions Criminal Assizes of the Supreme Court and at the Guyana Defence Force and Guyana Prison Service respectively.

265. Ant-Crime Patrols were conducted in every Division of the Force. Special Firearm Unit and Aberdeen patrols were also conducted in 'A' Division.

266. During the year 2012 ranks of the Tactical Services Unit and the Guyana Defence Force conducted nightly patrols and road blocks on the East Coast and East Bank of Demerara. Eighty one (81) ranks from the Tactical Services Unit attended various courses and seminars at the FelixAustin Police College and Traffic Headquarters, Eve Leary.

267. Three hundred and eighteen (318) persons from twenty eight (28) Security Services were trained in the use and handling of several types of firearms.

268. One million, three hundred and eighty four thousand, five hundred dollars (\$1,384,500.00) was generated by the Unit during the year under review.

CONSTRUCTION SECTION **CURRENT EXPENDITURE**

269. 280. Under the Current Expenditure programme there was an allocation of one hundred and thirty six million dollars (\$136,000,000.00) for repairs to Police Stations and buildings twelve (12) projects were undertaken as compared to 2011 in which one hundred and thirteen million, nine hundred dollars (5113,900,000.00) were allocated and twelve (12) projects were undertaken by way of contracts. The following repairs were undertaken.

- a. Living Quarters — La Grange
- b. Living Quarters — Cove & John
- c. Living Quarters (1) - Parika
- d. Living Quarters (2) - Parika

- e. Living Quarters (3) - Panka
- f. Administrative Building — Police Headquarters
- g. Living Quarters - Blairmont
- h. Living Quarters - Leonora
- i. Living Quarters — Providence
- j. Living Quarters, Block (1) -- Mandela Avenue
- k. Living Quarters, Block (2) — Mandela Avenue

INFRASTRUCTURE

270. There was an allocation of thirty five million dollars (\$35,000,000.00) for repairs to fences and bridges.

271. There were three (3) projects undertaken by way of contracts under this program. These areas follows:-

- a. Fence — FAPC
- b. Fence — Aranka Police Outpost
- c. Fence — Brickdam Police Station

272. The Construction Department undertook two hundred and seventy three (273) projects. These include carpentry, plumbing, painting and masonry.

CAPITAL EXPENDITURE

273. Under Capital Expenditure there was an allocation of one hundred and ninety two million dollars (\$192,000,000.00) follow projects were undertaken.

274. There were ten (10) projects undertaken by way of Consultant through Ministry of Home Affairs.

- a. Mabaruma Police Station
- b. Acquero Police Station
- c. Senior Officers' Living Quarters — Parade and Barrack Streets
- d. Lock Dps — 'B' Division
- e. Whim Police Station
- f. Lock Dps — 'C' Division
- g. Orinduik Barracks
- h. Central Police Station
- i. Lock Ups — 'C' Division
- j. New Outpost — Santa Cruz

MOUNTED BRANCH

275. During the year under review, the Branch continued to perform its usual functions in areas such as crowd control, patrols, and ceremonial escort duties; and also participated in the Force Annual Gymkhana held in Georgetown and Regions 2,3 and 6.

276. During the year 2012, the Branch conducted ninety (90) patrols around Georgetown and its environs.

277. During the year 2012, the loss of three (3) horses through death from either old age, sickness or injury resulted; however, equine strength at the end of year was as follows:

Mounted Branch HQ - 21 horses, 1 foals
Hope Estate E.C.D - 13 horses, 3 foals

CANINE SECTION

278. During the year 2012, tracking for criminals, screening for narcotics and patrol duties in 'A', 'C' and 'D' Divisions were some of the activities of the Section. The section also played an active part in the Gymkhana held in Regions 2,3,6.

279. At the end of year 2012 the canine strength of the kennel was twenty-two (22), and located as follows:

- a. Canine HQ Eve Leary:
 - Three (3) Aged Patrol dogs
 - Four (4) Aged Guard dogs
 - Five (5) German Shepherd dogs
 - Two (2) Tracker dogs
- b. CID HQ Eve Leary:
 - Five (5) Sniffer dogs
 - One (1) Explosive Detection dog
- c. CJIA Timehri
 - Two (2) Sniffer dogs

280. The Tracker, Patrol and Guard dogs at the Canine HQ are of different ages.

TRANSPORT SECTION

281. The Transport Section/Mechanical Workshop is mandated to do all repairs and maintenance work on Force vehicles, lighting plant, boats and engines to ensure that they are in a serviceable state at all times.

282. During the year under review, the Force acquired thirty-eight (38) vehicles including five (5) ATV and three (3) motor cycles as gifts. These are as follows:-

Type	Amount
Motor Cars	6
Mimi Buses	2
Motor Cycles	11
ATV	9

Pick-ups	3
Lorries	4
Land Rovers	2
Fiber Glass Boat	1
Total	38

283. During the year 2012, seventy seven (77) Force vehicles were boarded and awaiting Public Auction. The Section experienced a manpower shortage, which an issue that affected its performance and to be addressed.

284. In conjunction with the Traffic Headquarters, training exercises were conducted for drivers in the Force; in addition, training was done, for divisional drivers and auto technicians, at the Felix Austin Police College with the emphasis being on the care and maintenance of vehicles.

INFORMATION TECHNOLOGY DEPARTMENT

285. Since its formation in year 2006, the Police Information Technology Department has been tasked with the responsibility of advancing, through training of ranks, the Information Technology capabilities of the Force.

286. In August 2009, a Government of Guyana/Inter-American Development Bank funded project, conjoined by a Citizen Security Programme, saw the commissioning of a Data Centre.

287. The establishment of the Data Centre saw the development of an Integrated Crime Information System specifically for the analysis of crime and traffic incidents/data.

288. The Department has been very beneficial to the Force; it has changed the environment and affected in a scientific way the ability of the Force to access and retrieve information, and respond to situations in a very timely manner.

SPECIAL CONSTABULARY

289. The Special Constabulary is the Auxiliary arm of the Guyana Police Force. The Constabulary supports in the control of traffic, crime fighting and general maintenance of law and order at Police Stations and Other Departments of the Regular Force, such as Finance Office, Tactical Services Unit, Construction Unit and Criminal Investigations Department among others.

290. The establishment was as follows:

OFFICERS	INSP.	SGT	CPL	LCPL	CONST	TOTAL
3	5	57	64	54	648	831

291. During the year 2012, one hundred and thirty six (-136) persons were recruited and posted to various Sections of the Force.

292. A total of one hundred and thirty five (135) ranks left the Service for circumstances as follows:

Particulars	Regular Special	Guystac	Total
Revocation	27	7	34
Termination	54	34	88
Retirement On Medical Grounds	1	2	3
Withdrawal	2	3	5
Death	2	3	5
Total	86	49	135

293. Throughout the year Training Courses and Seminars were conducted at the Felix Austin Police College and Special Constabulary Headquarters.

Name Of Courses/Seminars	No. Of Courses	No. Of Ranks
Induction Training	3	32
Fire Arm Training	6	77
Total	9	109

294. During the year 2012 forty five (45) ranks were promoted within the Special Constabulary as show:-

Rank	Amount
Sergeants	10
Corporals	13
Lance Corporals	22
Total	45

WELFARE AND RECREATION

WELFARE

295. Within the Guyana Police Force, the Welfare Department is tasked with the responsibility of providing loans, bursaries and other amenities for the general welfare of the ranks.

CENTRAL WELFARE FUND

296. During the year under review, the fund provided loans, bursaries, and amenities for ranks general welfare and recreational facilities.

297. During the year under review, bursaries totaling thirteen million one hundred and fourteen thousand dollars (\$13, 114,000.) were received as awards by one hundred and three (103) children of members of the Force who were successful at the National Grade Six Assessment Examination. This was in comparison with thirteen million and ninety thousand dollars (\$13,090,000.) to one hundred and twelve (112) children in year 2011.

FINANCIAL/LOANS

298. Loans, to the sum of eighteen million and ninety seven thousand dollars (\$18,097,000.00) were paid to five hundred and thirty one (531) members of the Force to assist in domestic, medical and funeral expenses; compared with sixteen million, four hundred and six thousand, eight hundred and ninety nine dollars (\$16,406,899.) to five hundred and forty seven (547) members of the Force in 2011.

HOSPITALISATION

299. One hundred and ninety five (195) ranks were hospitalized for various illnesses during the year 2012, as compared with one hundred and ninety three (193) ranks in 2011.

300. Ranks hospitalised during the year under review, were visited by members of the Welfare Department and were provided with comfort in the sum of one hundred and seventy thousand, six hundred and seventeen (\$170,617.00) as compared with thirty two thousand dollars (\$32,000.00) in 2011.

DEATHS

301. During the year 2012, sixteen (16) ranks died compared with seventeen (17) ranks in 2011 .Purchase of wreaths for the deceased members and former members; Police Memorial Day and National Remembrance Day Services, totaled four hundred and thirty six thousand, two hundred dollars (\$436,200.); compared with two hundred and four thousand five hundred dollars (\$204,500) in 2011.

BENEVOLENT FUND

302. Death benefits totaled five million, six hundred and sixty six thousand and five hundred (\$5,666,500.00) dollars in 2012, compared with five million, five hundred and seventy five thousand dollars (\$5,575,000.00) in 2011 an increase of ninety one thousand, five hundred dollars (\$91,500.00).

303. Medical expenses amounted to two million, three hundred and two thousand, four hundred and eighty five dollars (\$2,302,485.00) dollars in 2012, compared with two million, six hundred and ninety four thousand, eight hundred and fifty six dollars (\$2,694,856.00) in 2011; an increase of three hundred and ninety two thousand, three hundred and seventy one dollars (\$392,371.00) in 2012.

304. For the year under review fire relief totaling six hundred thousand dollars (\$600,000.00) in 2012, comparing with four hundred and twenty thousand dollars (\$420,000.00) for 2011 was paid to members of the Force.

DISTRIBUTION OF HAMPERS

305. At the end of the year 2012, forty seven (47) hampers were distributed to relatives of ranks who died or were injured in the line of duty.

MUSIC AND CULTURE

306. The Guyana Police Force Military Band MS, Steel Band, String Band Corps of Drums and Choir are organised units within the Cultural Arm of the Force.

307. Over the years, these units have been incorporating, into a unit and singularly, their musical skills to meet the demands of the National communities. The military band, MS continued to perform creditably at public and private functions. The band was proactive during the year under review displaying creditable performances at the ceremonial Opening of the Criminal Assizes in the various counties, Republic Anniversary Flag-raising Ceremony, Commonwealth Day, Force Anniversary activities, Remembrance Day Parade and many other activities.

POLICE CONSUMERS' COOPERATIVE SOCIETY

308. The Guyana Police Consumers' Cooperative society continued to be of immense value to the members of the Force. At the end of 2012, its membership was nine thousand one hundred and seven (9,107) the same as 2011.

309. The Share Capital of one million three hundred and forty-nine thousand five hundred and eighty five dollars (\$1,349,585.00) same as the previous year.

310. Sales for the year 2012 amounted to the sum of two hundred and fifty two million, one hundred and seventy three thousand, six hundred and two dollars (\$252,173,602.00), compared with three hundred and fifty eight million, four hundred and fifty six thousand, two hundred and nine dollars (\$358,456,209.00) in 2011; a decrease of one hundred and six million two hundred and eighty two thousand, six hundred and seven (\$106,282,607.00).

POLICE CO-OPERATIVE CREDIT UNION SOCIETY

311. During the year 2012, the Police Co-operative Credit Union had a membership of two thousand eight hundred and thirty five (2,835) compared with two thousand, eight hundred and eighty two (2,882) 2011; a decrease of forty seven (47) members.

312. Loans totaling three hundred and nine million, six hundred and seventy eight thousand, two hundred and one dollars (\$309,678,201.00) were granted to one thousand and forty four (1044) members in 2012; two hundred and eighteen million five hundred and seventy five thousand, four hundred and thirty five dollars (\$218,575,435.00) were granted to eight hundred and thirty four (834) members in 2011.

POLICE ASSOCIATION

313. The Police Association during the year 2012 made representation to the Force

Administration and was successful in having the Housing Project on its way where ranks are benefiting from an (IDE) project at Parfait Harmony, West Bank Demerara, and Policewomen are to be fitted with maternity uniform.

314. The Association also made several recommendations for the improvement of allowances and the acquisition of house lots for ranks of the Force.

315. In addition the Association participated in activities in commemoration of the Guyana Police Force 173rd Anniversary; and also made donations to the Juliet Griffith Day Care Centre, Force Welfare Bursary Award and trophies to Police Sports Section in support of the Force's Athletics Championship

316. During the year under review, the Executive and members of the Police Association visited Stations, Outposts and Branches in various Divisions and met with ranks that had welfare issues.

GUYANA POLICE SCOUTS

317. 340. The Guyana Police Force in order to create another recreational avenue and training facility for the youths resuscitated since 2008, the Police Scouts. This Group, like Scouts the world over, aims at supporting youths in their physical, mental and spiritual development so that they may play constructive roles in society.

318. 341. The Scouts will follow the principles by which the Scout Organisation operates. It will be opened to all without exception and with a view towards developing and moulding young people for the wider world.

319. 342. The Group is opened to all young persons between the ages of seven and eighteen years. There are no barriers with regards to race, religion, class or gender. However, persons desirous of joining must have in their possession their birth certificates and two passport size photographs, and should report to the Police Sports Club on any Saturday where meetings are held from 14:00 hours to 16:00 hours.

320. The membership as at December 2012 was as follows:

- | | |
|--------------------------|-------|
| a) Headquarters | - 60 |
| b) 'A' Division | - 23 |
| c) 'B' Division | - 29 |
| d) 'E' Division (Linden) | - 155 |

SPORTS

321. The yearjn review was successful for the Guyana Police Force in sports at both National and International levels.

322. There were creditable performances in disciplines such as:

- a. Powerlifting
- b. Track and Field
- c. Indoor Hockey
- d. Cricket
- e. Boxing
- f. Football
- g. Dominos and
- h. Table Tennis

OVERSEAS

323. International meetings in which there were participation by Force athletes were as follows:

- a. Junior Carifta Games — Bermuda
- b. Trinidad & Tobago Police Athletics — Trinidad
- c. Barbados Royal Police Force Athletics Championship — Barbados
- d. 2nd South American 10 km Road Race — Guyana
- e. 3rd South American 10 km Road Race — Peru
- f. Commonwealth Games - India

LOCAL ATHLETICS

324. The local National Events of participation were as follows:

- a. Athletics Association of Guyana Cross-country Championship
- b. Joint Services Cross-country Championship
- c. Joint Services Male & Female Road Relay
- d. World Athletics Day Championship
- e. National Under-23 Championship
- f. Annual Guyana Olympic Day Fitness Meeting
- g. Annual Athletics Championship
- h. The President/Jeffers Meeting
- i. National Seniors, Juniors and Youth Championship
- j. Annual Inter-services Athletics Championship
- k. Annual South American 10 km Road Race

BOXING

325. 348. Boxing was resuscitated in July 2010. There were Nights-of-Fight on July 13, 2012 at the Police Officers' Mess. Rural Constable Josiah and Constable 21030 Sandiford were the Best Boxers.

326. 349. Constable Sandiford represented Guyana at the Central America and Caribbean Games in

Puerto Rico where he won a silver medal. He won the Junior Welterweight Division Championship at the Guyana Amateur Boxing Association's Annual Championship Competition.

CRICKET

327. The Police Cricket Team competed in several competitions sponsored by the Georgetown Cricket Association. Members were selected to represent various teams inclusive of the West Indies Female, Guyana National, Demerara Inter-county and other Associations

FOOTBALL

328. The Guyana Police Force participated in the Georgetown Football Championship. The Females won the final against the Guyana Prison Service, and the Males lost to the Guyana Fire Service.

HOCKEY

329. After three years, the Guyana Police Force Hockey Team saw participation in the Guyana Hockey Board Indoor Tournament held at the Cliff Anderson Sports Hall.

INDOOR GAMES

330. The Indoor activities the Force participated in during year 2012 were as follows:

- a. Joint Services Open Male & Female Domino Competition — GPF Females won;
- b. Inter Division/Branch Male and Female Domino Tournament
 - Male Champions ('D' Division)
 - Female Champions (Headquarters)
- c. Headquarters Inter Department Knockout Domino Tournament won by Mounted Branch;
- d. Ministry of Home Affairs 7 Games Domino Tournament and this was won by the Guyana Police Force Team.

POWERLIFTING

331. During the year under review, Corporal 18203 Morgan and Lance Corporal 17535 Mars, both members of the Force, participated in the Caribbean Championship held in Guyana; they were winners in their respective categories.

332. Corporal Morgan also participated in the Central American and Caribbean Championships in Puerto Rico, where he was adjudged the winner of the 8366. kg category and the best overall lifter in the bench-press and deadlift categories.

OTHER POLICE DUTIES

IMMIGRATION

333. The Central Immigration and Passport Office (CI & PO) of the Guyana Police Force is an important part of the organisation. Under the Immigration Act Chapter 14:02 the Commissioner-of-Police is the Chief Immigration Officer, a Deputy Chief Immigration Officer assists him in the execution of his duties.

334. In addition to the Georgetown Office, there are also offices at the Cheddi Jagan International Airport Timehri, Springlands, Lethem, Ogle, New Amsterdam, Bartica, Linden and Anna Regina, Morawhana, Eteringbang, Parika and Charity.

TYPES OF TRAVEL DOCUMENT

335. The Passport Office provides six (6) types of travel documents, namely.

- a. Regular Passport
- b. Service Passport
- c. Diplomat Passport
- d. Inter Caribbean Travel Document (Permit)
- e. Emergency Certificate
- f. Certificate of Identity

336. Applications for Machine Readable Passport continued to be accepted internationally.

337. Machine Readable Passport System for 2012.

AMOUNT FORMS ACCEPTED	BREAKDOWN OF PASSPORTS ACCEPTED			AMOUNT PASSPORT PREPARED	AMOUNT PASSPORT DELIVERED	AMOUNT READY FOR ISSUING
	ORDINARY	DAMAGED	LOST			
81,473	79,539	1,267	667	61,828	84,691	22,863

TRAVEL DOCUMENTS

338. For the year 2012 the comparative figure of travel documents prepared for 2011/2012 is as shown.

Particulars	Years	
	2011	2012
Renewals	3,647	790
Endorsements	180	408
Emergency Certificates	220	316
Inter-Caribbean Travel Documents	2,051	1,077
Certificates Of Identity	1	3
Total	6,099	2594

339. A new visa issuing system came into effect in May 2011, where persons arriving into Guyana and require a visa can obtain same on payment. Payment can be made at the Ministry of Home Affairs or on arrival at the port of entry.

340. A breakdown of visa issued for the reporting period

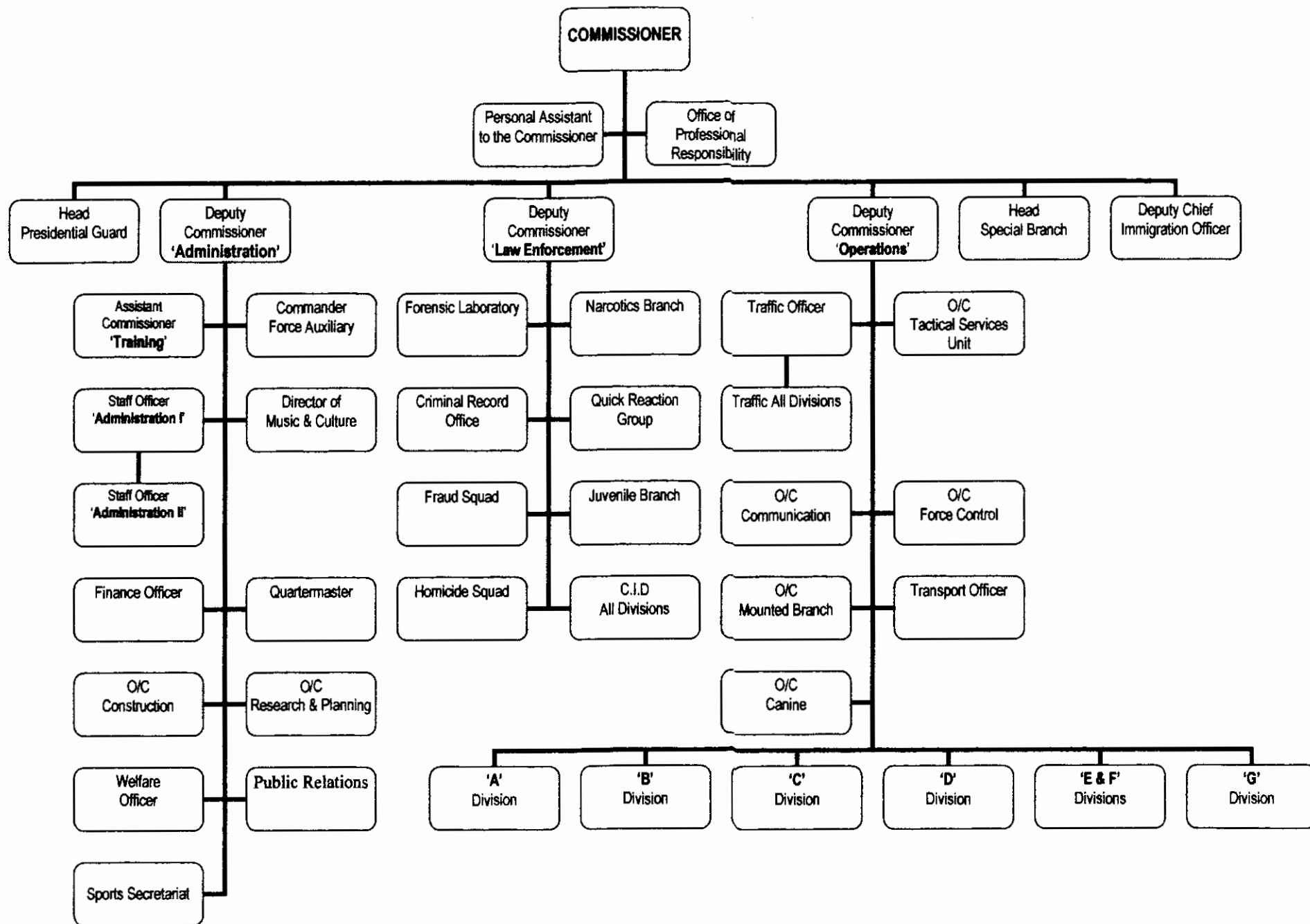
PORT OF ENTRY	BUSINESS	EMPLOYMENT	STUDENT	TOURIST
TIMEHRI	461	583	73	533
GEORGETOWN	114	862	173	126
MOLESON CREEK	37	39	NIL	24
LETHEM	17	NIL	NIL	124
OGLE	31	8	NIL	28
TOTAL	660	1,492	246	835

DEPORTEES

341. Six hundred and fifty six (656) persons were deported during 2012 as compared to eight hundred and twenty six (826) for the period year 2011, from various countries.

342. One hundred and twelve (112) foreign nationals were deported from Guyana for reasons such as illegal entry, false stamp, overstaying and trafficking in narcotics.

FUNCTIONAL ORGANISATION CHART



Appendix 'B'
To Annual Report 2012

A GUYANA MAP SHOWING THE DIVISIONAL BOUNDARIES OF THE GUYANA POLICE FORCE

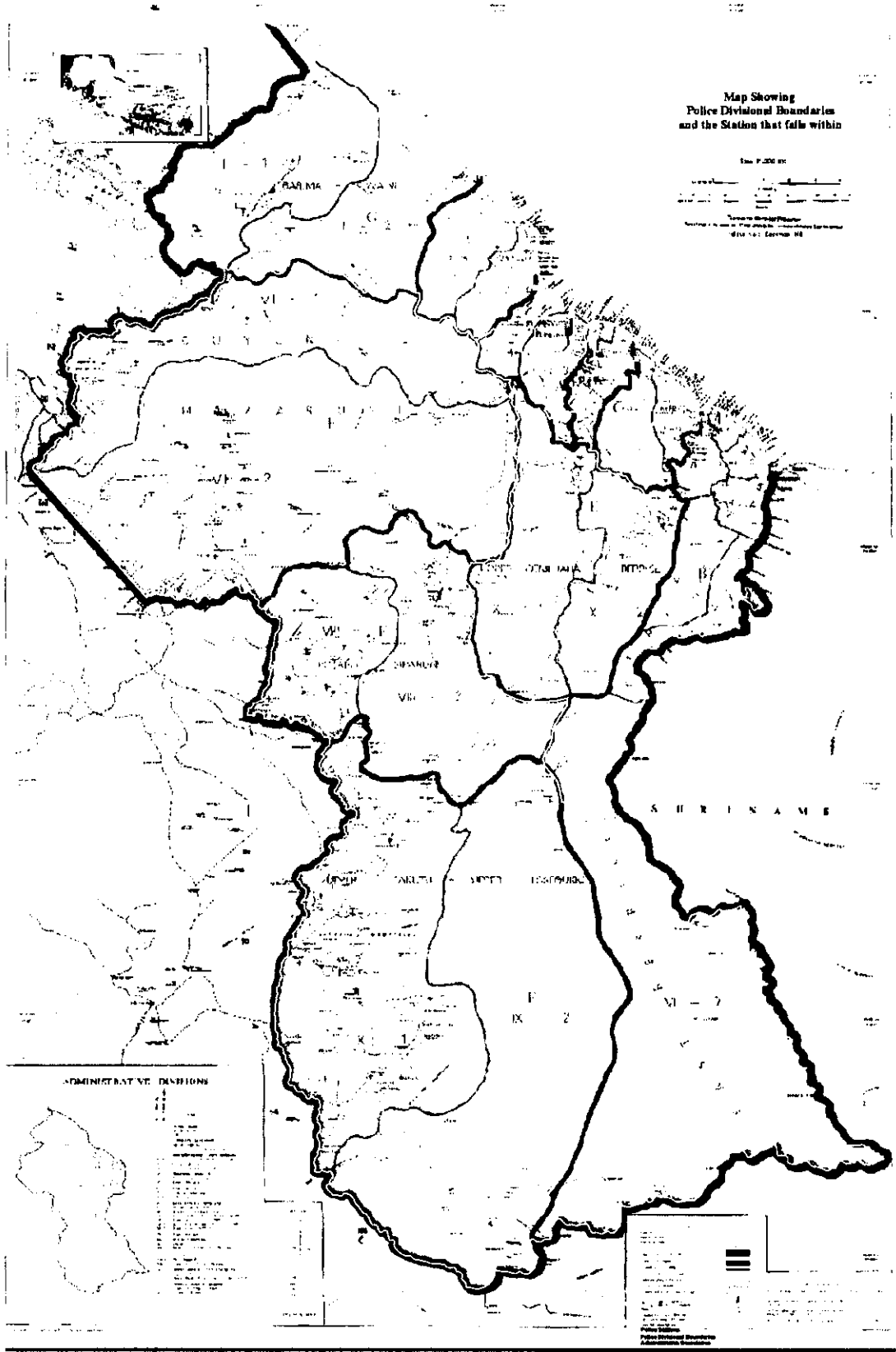


TABLE 1 - CASES OF CRIMES REPORTED TO POLICE 2012
A. NUMBER OF CASES

CRIME	Total Cases Known or Reported to Police			Cases Not Accepted			Total Number of Accepted Cases	Disposal of Accepted Cases					Pending Trial or Investigation		
	Total Number of Reports	Investigation from Previous Year	Awaiting Trial at the End of Year	Complaint due mistake of Law or Fact	Frivolous, Vexatious or False Complaint	Insufficient Evidence		Accused Dead or too young	Acquitted or Discharged	Nolle Prosequi	Convicted	Order Made with out Proceeding to Convictions	Closed Un-detected	Investigation Incomplete	Awaiting Trial at End of Year
AGAINST LAWFUL AUTHORITY															
AGAINST PUBLIC ORDER	25328	22	227	6245	10246	8577	509	0	27	0	376	15	0	1	90
PERJURY	0	0	0	0	0	0	0	0	0	0	0	0	0	0	0
ESCAPE AND RESCUE	40	8	69	0	0	0	117	0	1	0	30	0	0	8	78
OTHERS	0	0	0	0	0	0	0	0	0	0	0	0	0	0	0
AGAINST PUBLIC MORALITY															
RAPE/INDECENT ASSAULT	286	518	822	3	6	31	1586	1	47	0	25	6	3	671	833
UNNATURAL OFFENCES	15	0	11	0	2	0	24	0	4	0	10	0	0	0	10
OTHERS	5668	17	458	471	1723	2228	1721	0	449	0	877	226	0	23	146
AGAINST THE PERSON															
MURDER AND MANSLAUGHTER	217	461	1030	0	0	18	1690	1	19	8	7	9	0	530	1116
ATTEMPT MURDER AND ATTEMPT SUICIDE	51	38	122	0	0	4	207	0	12	0	4	4	0	50	137
GREVIOUS BODILY HARM - WOUNDING	1908	370	2345	8	49	128	4438	0	471	0	1120	203	3	812	1829
ASSAULT	9865	142	1252	1370	2461	3528	3900	0	752	0	1266	652	21	431	778

TABLE I- CASES OF CRIMES REPORTED TO POLICE 2012
'A' NUMBER OF CASES

C R I M E S	Total Cases Known or Reported to Police			Cases Not Accepted			Total Number of Accepted Cases	Disposal of Accepted Cases					Pending Trial or Investigation		
	Total Number of Reports	Investigation from Previous Year	Awaiting Trial at the End of Year	Complaint due mistake of Law or Fact	Frivolous, Vexatious or False Complaint	Insufficient Evidence		Accused Dead or too young	Acquitted or Discharged	Nolle Prosequi	Convicted	Order Made with out Proceeding to Convictions	Close d Un- detecte d	Investigat- ion Incomplet e	Awaiting Trial at End of Year
AGAINST THE PROPERTY															
THEFT & OTHER STEALING	957	661	1276	50	109	206	2529	0	134	0	254	47	8	866	1220
ROBBERY EXTORTION	1406	2845	2673	0	0	78	6846	0	110	1	68	9	19	3842	2797
BURGLARY, HOUSE & SHOP BREAKING	248	637	492	0	1	28	1348	0	40	1	26	16	14	778	473
FALSE PRETENCE CHEATING, FRAUD ETC.	50	251	412	0	0	6	707	0	22	0	22	5	0	268	390
RECEIVING STOLEN PROPERTY	14	3	18	0	0	0	35	0	0	11	0	11	0	0	13
ARSON	11	7	32	0	0	0	50	0	3	0	2	0	6	8	31
PRAEDIAL LARCENY	19	9	37	0	0	0	65	0	18	0	18	0	0	10	19
OTHERS	0	0	0	0	0	0	0	0	0	0	0	0	0	0	0
AGAINST PENAL CODE:															
FORGERY & COINAGE	16	60	153	0	0	0	229	0	11	0	22	0	0	67	129
OTHERS	41297	5083	8036	1181	3322	5396	44517	4	1682	2	6170	22295	101	6723	7540
TOTAL	87396	11132	19465	9328	17919	20228	70518	6	3813	12	10308	23487	175	15088	17629

APPENDIX 'C' CONT'D

TABLE I - CASES OF CRIME REPORTED TO POLICE 2012
'B' NUMBER OF PERSONS

TYPE OF CASE	SUMMARY			TOTAL CHARGES	NUMBER COMMITTED																				TOTAL CASES PROCEEDING TO CONVICTION	TOTAL CASES AWAITING TRIAL AT END OF YEAR													
	TOTAL	M	F		IMPRISONMENT										FINED					AWAITING TRIAL AT END OF YEAR																			
					M		F		M		F		M		F		M		F		M		F																
AGAINST LAWFUL AUTHORITY																																							
AGAINST PUBLIC ORDER				385	39																																		
PERJURY	405	121	28	0					0	0	0	0	0	0	0	0	254	8	0	0	14	4	0	0	121	7	0	0	79	15	0	0							
INJURY AND DAMAGE TO PROPERTY	76	70	3	0	11	1	17	18	0	0	0	0	1	37	18	0	0	0	0	0	0	0	0	0	0	0	0	0	0	0	0	78	0	0	0				
AGAINST PUBLIC MORALITY																																							
FALSE INDICENT ASSAULT	322	647	45	0	23	0	0	0	0	0	0	0	0	0	0	0	9	0	0	0	6	0	0	0	0	0	0	0	0	0	0	0	0	578	0	9	0		
NATURAL OFFENCES (OTHER)	15	21	6	0	14	0	0	0	0	0	0	0	0	0	0	0	10	0	0	0	0	0	0	0	0	0	0	0	0	0	0	0	6	0	0	0			
AGAINST THE PERSON																																							
MURDER AND MANSLAUGHTER	153	1107	19	0	16	0	0	0	0	0	0	0	0	0	0	0	0	0	0	0	0	0	0	0	0	0	0	0	0	0	0	0	0	0	1140	38	15	0	
ATTEMPTED MURDER AND ATTEMPTED SEXUAL OFFENCES (OTHER)	24	117	11	0	8	0	0	0	0	0	0	0	0	0	0	0	0	0	0	0	0	0	0	0	0	0	0	0	0	0	0	0	0	0	0	106	4	1	0
ABUSE OF POWER (BANK - WOODFIN)	1545	2347	483	0	1244	68	1	0	0	0	0	108	0	0	0	62	17	0	0	690	26	0	0	194	2	1	0	190	5	0	0	0	0	0	1958	123	5	0	
ASSAULT																																							
				1244	102	4	0																																
	2399	1166	800	0																																			

APPENDIX 'C' CONT'D

TABLE I - CASES OF CRIME REPORTED TO POLICE 2012
BY NUMBER OF PERSONS

CRIME	TOTAL	ACQUITTED OR DISCHARGED	NO PROSECUTION	DEATH																ORDER MADE WITHOUT PROCEEDING TO CONVICTION				OTHERWISE DISPOSED OF				PENDING TRIAL AT END OF THE YEAR							
				JUV																JUV				JUV				JUV							
				M		F		M		F		M		F		M		F		M		F		M		F		M		F					
				M	F	M	F	M	F	M	F	M	F	M	F	M	F	M	F	M	F	M	F	M	F	M	F	M	F	M	F				
AGAINST THE PROPERTY																																			
THEFT & OTHER STEALING	453	1434	139	0	278	30	5	0	0	0	53	0	1	0	0	0	0	0	150	14	4	0	41	5	0	0	34	11	0	0	132	7	100	8	0
ROBBERY EXTORTION	312	278	112	4	72	3	1	0	0	0	58	2	2	0	0	0	0	0	0	0	0	0	9	0	0	0	5	1	2	0	286	5	16	37	0
BURGLARY, HOUSE & SHOP BREAKING	76	537	40	0	47	0	2	0	0	0	25	0	0	0	0	0	0	0	6	0	2	0	8	0	0	0	8	0	0	0	509	11	4	0	
FALSE PRETENCE CHEATING, FRAUD ETC.	28	464	22	0	22	6	0	0	0	0	5	2	0	0	0	0	0	0	13	2	0	0	2	0	0	0	2	2	0	0	383	59	0	0	
RECEIVING STOLEN PROPERTY	15	26	11	0	11	0	0	0	0	0	4	0	0	0	0	0	0	0	7	0	0	0	0	0	0	0	0	0	0	17	2	0	0		
ARSON	10	36	3	0	2	0	0	0	0	0	2	0	0	0	0	0	0	0	0	0	0	0	0	0	0	0	0	0	0	32	0	5	4		
PRAEDIAL LARCENY	18	45	20	0	18	0	0	0	0	0	1	0	0	0	0	0	0	0	9	0	0	0	0	0	0	0	8	0	0	0	23	2	0	0	
OTHERS AGAINST PENAL CODE:																																			
FORGERY & COINAGE	11	177	12	0	22	4	3	0	0	0	9	0	0	0	0	0	0	0	17	0	0	0	0	0	0	0	1	4	0	0	147	13	0		
OTHERS	2043	3200	1832	2	1351	400	17	4	0	0	357	11	14	1	5	0	0	3	1463	1128	2	0	1053	1177	1	0	404	15	0	5	730	5	816	41	0
TOTAL	4704	10114	4056	12	2853	493	25	41	0	0	710	15	63	29	69	17	0	3	1551	2401	1	0	3162	3283	8	6	1151	9	2	0	526	8	147	26	

APPENDIX D

CASES OF TRUE CRIMES REPORTED TO POLICE
2010, 2011 AND 2012 – NUMBER OF CASES

CRIMES	REPORTS			CASES CLEARED UP			PERCENTAGE CLEARED UP		
	2010	2011	2012	2010	2011	2012	2010	2011	2012
<u>HOMICIDE</u>									
MURDER	140	130	139	56	83	78	40%	64%	56%
ATTEMPT MURDER	52	49	50	43	23	35	83%	47%	70%
MANSLAUGHTER	7	12	4	7	12	3	100%	100%	100%
INFANTICIDE	-	-	-	-	-	-	-	-	-
CAUSING DEATH BY DANGEROUS DRIVING	63	85	74	38	79	48	60%	93%	65%
<u>VIOLENCE AGAINST THE PERSON</u>									
ASSAULT CAUSING BODILY HARM	906	823	845	752	544	530	84%	66%	63%
INFLECTING GRIEVOUS BODILY HARM	142	149	143	118	134	92	83%	90%	64%
FELONIOUS WOUNDING/WOUNDING WITH INTENT	297	81	879	144	81	626	48%	100%	71%
COMMON ASSAULT	11182	8490	9777	7483	3170	2134	69%	37%	23%
ASSAULT PEACE OFFICER	118	91	76	116	81	60	98	89%	79%
DISCHARGING LOADED FIREARM WITH INTENT	46	11	8	38	11	3	83%	100%	38%
THROWING CORROSIVE FLUID	5	1	-	4	1	-	80%	100%	-
CRUELTY TO CHILD	-	-	-	-	-	-	-	-	-
WANTON DRIVING	-	-	-	-	-	-	-	-	-

APPENDIX D CONT'D

**CASES OF TRUE CRIMES REPORTED TO POLICE
2010, 2011 AND 2012 – NUMBER OF CASES**

CRIMES	REPORTS			CASES CLEARED UP			PERCENTAGE CLEARED UP		
	2010	2011	2012	2010	2011	2012	2010	2011	2012
<u>ROBBERY AND EXTORTION</u>									
ROBBERY/ASSAULT WITH INTENT TO ROB	118	75	57	110	12	9	93%	16%	16%
ROBBERY WITH AGGRAVATION	93	94	116	51	21	23	55%	22%	20%
ROBBERY WITH VIOLENCE	126	165	174	66	53	61	52%	32%	35%
ROBBERY UNDER ARMS	827	879	1058	546	395	219	66%	45%	21%
LARCENY FROM THE PERSON	357	325	316	146	85	44	41%	26%	14%
<u>SEX</u>									
ATTEMPT RAPE	2	6	0	2	5	0	-	83%	0
RAPE	117	240	269	83	89	82	53%	34%	30%
CARNAL KNOWLEDGE OF GIRL BETWEEN 12 AND 13 YEARS	4	7	-	4	1	-	100%	-	-
BUGGERY	26	10	-	13	7	-	66%	-	-
INCEST	11	5	-	9	2	-	81%	-	-
ATTEMPT INCEST	-	-	-	-	-	-	-	-	-
ABDUCTION	6	9	3	6	6	-	50%	67%	-
INDECENT ASSAULT	61	29	10	40	14	4	49%	48%	40%
ACT OF GROSS INDECENCY	1	-	1	1	-	1	100%	-	100%
BIGAMY	-	-	-	-	-	-	-	-	-

NOTE: THE RAPE FIGURE FOR 2012 NOW INCLUDES CARNAL KNOWLEDGE, BUGGERY AND INCEST DUE TO THE CHANGE IN THE CONSTITUTION.

**CASES OF TRUE CRIMES REPORTED TO POLICE
2010, 2011 AND 2012 - NUMBER OF CASES**

CRIMES	REPORTS			CASES CLEARED UP			PERCENTAGE CLEARED UP		
	2010	2011	2012	2010	2011	2012	2010	2011	2012
<u>AGAINST PROPERTY WITH VIOLENCE</u>	206	212	177	27	74	32	37%	35%	18%
BURGLARY									
HOUSE BREAKING & LARCENY	1657	1724	1529	808	901	269	49%	52%	18%
SHOP & STORE BREAKING AND ENTER WITH INTENT	-	-	-	-	-	-	-	-	-
BREAK & ENTER DWELLING HOUSE WITH INTENT	6	2	25	2	2	11	33%	100%	44%
POSSESSION OF HOUSE BREAKING IMPLEMENTS	-	-	-	-	-	-	-	-	-
BREAKING OUT OF HOUSE, SHOP, STORE ETC.	-	-	-	-	-	-	-	-	-
SACRILEGE	34	45	27	18	12	4	53%	27%	15%
ATTEMPT BREAK & ENTER DWELLING HOUSE WITH INTENT	-	-	-	-	-	-	-	-	-
LARCENY									
LARCENY IN DWELLING HOUSE	59	88	71	32	88	32	54%	100%	45%
SIMPLE LARCENY	3443	1912	1669	2390	775	571	69%	23%	34%
LARCENY BY BAILEE	12	9	5	12	9	1	100%	100%	20%
LARCENY BY TRICK	-	1	-	-	1	-	-	100%	-
LARCENY OF THINGS FIXED TO BUILDING	4	1	1	4	1	-	50%	100%	-
BRANDING CATTLE WITH INTENT	1	-	-	1	-	-	100%	-	-
LARCENY AFTER PREVIOUS CONVICTION	-	-	-	-	-	-	-	-	-
LARCENY FROM VESSEL	2	2	-	2	2	-	100%	100%	-
RECEIVING STOLEN GOODS	40	29	14	40	19	17	2010	2011	121%

CASES OF TRUE CRIMES REPORTED TO POLICE
2010, 2011 AND 2012 – NUMBER OF CASES

CRIMES	REPORTS			CASES CLEARED UP			PERCENTAGE CLEARED UP		
	2010	2011	2012	2010	2011	2012	2010	2011	2012
<u>WHITE COLLAR</u>									
LARCENY BY CLERK OR SERVANT	29	33	8	27	12	6	93%	36%	75%
EMBEZZLEMENT	12	10	4	12	10	4	100%	100%	100%
FRAUDULENT CONVERSION AND MISAPPROPRIATION	179	203	46	173	62	26	97%	31%	57%
FALSE PRETENCE	38	128	-	34	51	-	89%	40%	-
OBTAINING AND ENDEAVOURING TO OBTAIN MONEY UPON FORGED INSTRUMENT	3	12	8	3	1	3	100%	8%	38%
FORGERY OF CURRENCY NOTES AND UTTERING SAME	-	13	-	-	8	-	-	62%	-
CONSPIRACY TO DEFRAUD	1	-	-	1	-	-	100%	-	-
FALSIFICATION OF ACCOUNTS	2	9	-	2	9	-	100%	100%	-
<u>DAMAGE TO PROPERTY</u>									
KILLING OF ANIMALS	-	3	1	-	3	1	-	100%	100%
ARSON ATTEMPT ARSON	-	2	-	-	2	-	-	100%	-
MALICIOUS DAMAGE TO PROPERTY	477	586	495	342	428	221	68%	73%	45%
INJURY TO GROWING THINGS, CATTLE	15	2	3	10	2	3	67%	100%	100%

**CASES OF TRUE CRIMES REPORTED TO POLICE
2010, 2011 AND 2012 – NUMBER OF CASES**

CRIMES	REPORTS			CASES CLEARED UP			PERCENTAGE CLEARED UP		
	2010	2011	2012	2010	2011	2012	2010	2011	2012
<u>OTHERS</u> ROUTE	-	-	-	-	-	-	-	-	-
PUBLISHING SEDITIOUS LIBEL	-	-	-	-	-	-	-	-	-
ATTEMPT AND CONSPIRACY TO OBSTRUCT THE COURSE OF JUSTICE	-	4	1	-	4	-	-	100%	
PERJURY	-	-	-	-	-	-	-	-	
IMPERSONATION	-	-	-	-	-	-	-	-	
UNLAWFUL POSSESSION OF INSTRUMENTS FOR MAKING COINS	-	-	-	-	-	-	-	-	
FAILURE TO NOTIFY MINISTER OF FINANCE OF HOLDING GOLD BULLION	-	-	-	-	-	-	-	-	
SENDING THREATENING LETTERS AND THREATENING BEHAVIOUR	4156	3087	-	3196	1313	-	77%	43%	
UNLAWFUL POSSESSION OF FIREARM AND AMMUNITION	125	200	95	125	192	78	100%	96%	82%
ESCAPE FROM LAWFUL CUSTODY	40	40	20	38	38	20	95%	95%	100%
AIDING ESCAPE PRISONER	-	1	-	-	1	-	-	100%	-
CHILD STEALING	-	-	-	-	-	-	-	-	-
ABORTION AND CONCEALING OF BIRTH	-	-	-	-	-	-	-	-	-
ABDUCTION NOT INVOLVING SEXUAL ASSAULT	-	-	-	-	-	-	-	-	-
ATTEMPT TO COMMIT A FELONY OTHER THAN PROPERTY	-	-	-	-	-	-	-	-	-
OTHERS	52088	64936	69198	30353	42679	30439	58%	66%	44%
TOTAL	77332	85028	87396	47479	51598	35790	61%	61%	41%

APPENDIX 'E'

**OFFENCES REPORTED UNDER ROBBERY AND EXTORTION IN
'A', 'B', 'C', 'D', 'E', 'F' AND 'G' DIVISIONS
FOR THE YEAR 2011 TO 2012**

ROBBERY AND EXTORTION	REPORTS 2011							REPORTS 2012						
	DIVISIONS							DIVISIONS						
	'A'	'B'	'C'	'D'	'E' & 'F'	'G'	TOTAL	'A'	'B'	'C'	'D'	'E' & 'F'	'G'	TOTAL
ROBBERY - ASSAULT WITH INTENT TO ROB	56 -30%	10 -10%	2 -100%	1 -100%	4 -100%	2 -100%	75 +438%	41 -27%	1 -90%	11 -450%	2 +100%	0 -100%	2 6%	57 -24%
ROBBERY WITH AGGRAVATION	69 -3%	2 -83%	16 +129%	6 +100%	-	1 +100%	94 -1%	96 -39%	1 -50%	15 -6%	2 -67%	2 +100%	0 -100%	116 -23%
ROBBERY WITH VIOLENCE	103 37%	20 -29%	21 +200%	13 +30%	6 -33%	2 -75%	165 -20%	126 -22%	19 -5%	18 -14%	7 -46%	3 -50%	1 -50%	174 -5%
ROBBERY UNDER ARMS	463 -8%	138 +35%	167 -64%	49 -4%	57 -10%	5 -62%	879 -7%	646 -40%	137 -1%	160 -4%	57 -16%	42 -26%	16 -220%	1058 -20%
SUB TOTAL	691 -5%	177 -29%	206 -78%	69 -8%	67 -10%	10 -52%	1213 +14%	909 -32%	158 -7%	204 -1%	68 -1%	47 -30%	19 -60%	1405 -16%
LARCENY FROM THE PERSON	277 -23%	27 -29%	10 -67%	6 -60%	5 -25%	- -100%	325 -19%	211 -24%	19 -30%	5 -50%	4 -33%	4 -20%	2 -100%	316 -3%
TOTAL	968 -9%	197 -24%	216 -77%	75 -5%	72 -11%	10 -57%	1538 -15%	1120 -16%	177 -10%	209 -3%	72 -4%	51 -29%	21 -110%	1721 -12%

OFFENCES REPORTED UNDER ROBBERY AND EXTORTION IN
'A', 'B', 'C', 'D', 'E', 'F' AND 'G' DIVISIONS
FOR THE YEAR 2011 TO 2012

ROBBERY AND EXTORTION	CASES CLEARED UP IN 2011							CASES CLEARED UP IN 2012						
	DIVISIONS							DIVISIONS						
	'A'	'B'	'C'	'D'	'E' & 'F'	'G'	TOTAL	'A'	'B'	'C'	'D'	'E' & 'F'	'G'	TOTAL
ROBBERY ASSAULT WITH INTENT TO ROB	4	3	2	-	1	2	12	6	-	1	1	-	1	9
ROBBERY WITH AGGRAVATION	15	2	3	-	-	1	21	18	-	2	1	-	-	21
ROBBERY WITH VIOLENCE	22	8	7	4	6	2	49	18	26	12	3	3	0	62
ROBBERY UNDER ARMS	209	33	74	25	49	5	395	76	30	69	23	23	8	229
SUB TOTAL	250	46	86	29	56	10	477	118	56	84	28	26	9	321
LARCENY FROM THE PERSON	59	18	4	3	1	-	85	53	20	5	3	4	0	85
TOTAL	309	64	90	32	57	10	562	171	76	89	31	30	9	406

OFFENCES REPORTED UNDER ROBBERY AND EXTORTION IN
'A', 'B', 'C', 'D', 'E', 'F' AND 'G' DIVISIONS
FOR THE YEAR 2011 TO 2012

ROBBERY AND EXTORTION	PERCENTAGE CLEARED UP IN 2011							PERCENTAGE CLEARED UP IN 2012						
	DIVISIONS							DIVISIONS						
	'A'	'B'	'C'	'D'	'E' & 'F'	'G'	TOTAL	'A'	'B'	'C'	'D'	'E' & 'F'	'G'	TOTAL
ROBBERY - ASSAULT WITH INTENT TO ROB	7%	30%	100%	-	25%	100%	16%	15%	-	9%	50%	-	50%	16%
ROBBERY WITH AGGRAVATION	22%	100%	19%	-	-	100%	22%	19%	-	13%	50%	-	-	18%
ROBBERY WITH VIOLENCE	21%	40%	33%	31%	100%	100%	30%	14%	121%	67%	43%	100%	-	36%
ROBBERY UNDER ARMS	45%	24%	44%	51%	86%	100%	45%	12%	22%	43%	40%	55%	50%	22%
SUB TOTAL	36%	27%	42%	42%	84%	100%	39%	13%	35%	41%	41%	55%	47%	23%
LARCENY FROM THE PERSON	21%	67%	40%	50%	20%	-	26%	25%	105%	100%	75%	100%	-	27%
TOTAL	32%	32%	42%	43%	79%	100%	37%	15%	43%	43%	43%	59%	43%	24%

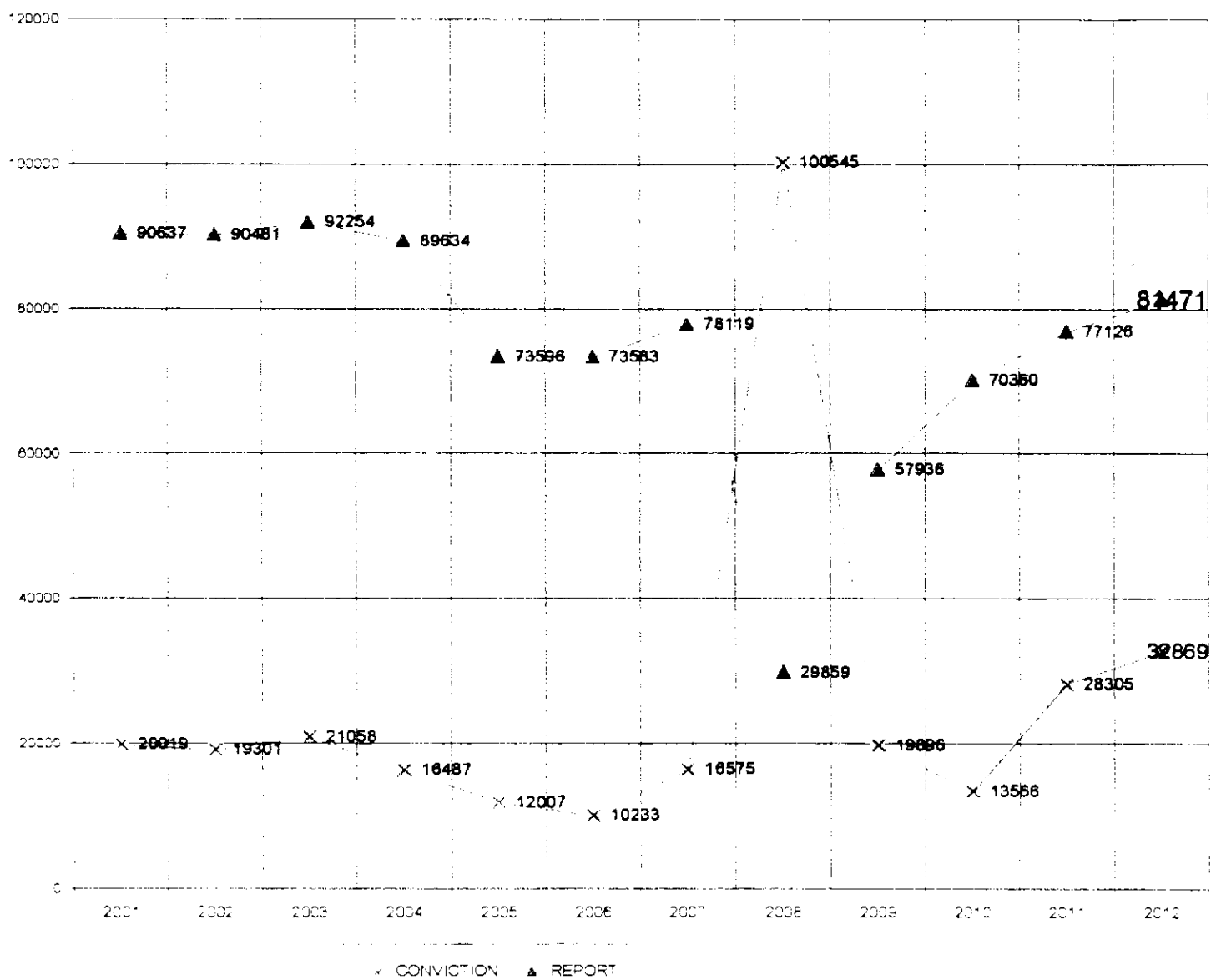
APPENDIX E CONT'D

THE USE OF FIREARMS

TABLE 11

TYPE OF FIREARMS USED	ROBBERY UNDER ARMS 2011							ROBBERY UNDER ARMS 2012						
	DIVISIONS							DIVISIONS						
	A	B	C	D	E & F	G	TOTAL	A	B	C	D	E & F	G	TOTAL
GUNS	290	98	98	30	45	1	562	373	89	106	43	29	13	653
REVOLVER	-	-	-	-	-	-	-	-	-	-	-	-	-	-
PISTOLS	-	-	-	-	-	-	-	-	-	-	-	-	-	-
RIFLES	-	-	-	-	-	-	-	-	-	-	-	-	-	-
TOTAL	290	98	98	30	45	1	562	373	89	106	43	29	13	653

SUMMARY CRIMES - 2001 - 2012



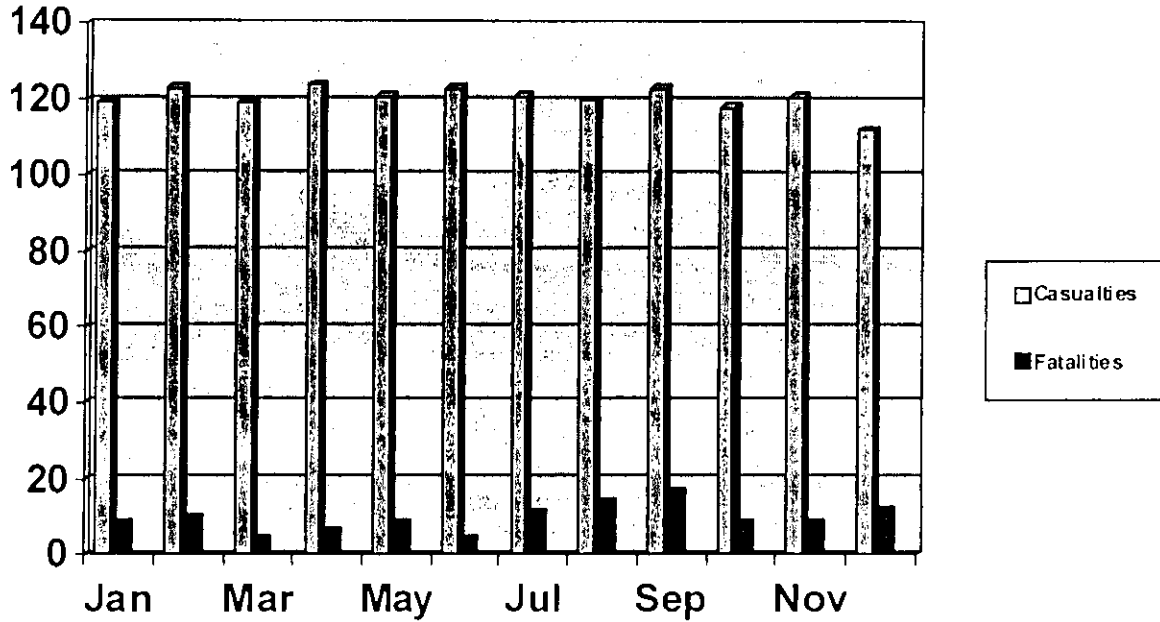
APPENDIX 1.

PROSECUTIONS AND CONVICTIONS FOR 2012.

<u>OFFENCES</u>	<u>AMOUNT OF CASES</u>	<u>CONVICTIONS</u>
Breach of Condition of Provisional Licence	143	11
Bicycle without bell	518	121
Bicycle without brakes	444	149
Breach of Insurance	544	136
Breach of Road Service licence	2187	521
Breach of One-way Street	118	28
Breach of Traffic Light signal	572	123
Causing Death by Dangerous Driving	32	2
Careless Driving	748	126
Crossing Double Yellow Line	1483	449
Carry Persons in Tray of Lorry	104	18
Conduct of Conductor	529	141
Conduct of Driver	468	119
Defective Indicator	344	122
Dangerous Driving	829	249
Driving under the influence of Alcohol	885	641
Driving up along side stationary Vehicle	496	116
Defective Motor Vehicle	531	141
Defective Head lamp	496	136
Defective speedometer	221	91
Defective exhaust	74	21
Defective Tyres	629	141
Defective Horn	443	119
Defective Wiper	229	81
Defective Brakes Light	431	144
Defective running board	194	36
Defective I.D Light	849	106
Failed to wear Safety Helmet	229	49
Failed to wear safety belt	2689	841
Failed to produced Driver's Licence	1146	449
Failed to have proper control of vehicle	31	21
Failed to ensure the safety of passengers	469	136
Failed to produce Certificate of Insurance	61	11
Failed to stop at pedestrian Crossing	548	144
Failed to keep to the left or near side of the road	478	133
Failed to comply with police direction	461	148
Failed to affix signature on driver's Licence	428	219
Failed to exhibit unladen weight	321	125
Failed to carry guard rail	339	131

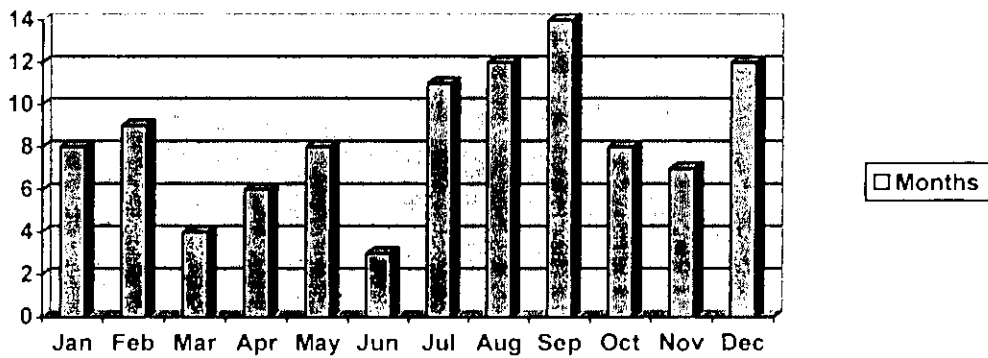
Failed to adhere to siren	11	11
Failed to display seating capacity	78	18
Failed to conform to sign	2964	641
Failed to exhibit Fitness	1381	639
Failed to exhibit Revenue Licence	1686	749
Leaving vehicle in dangerous position	1086	341
Maintenance of Motor Vehicle	874	149
Noise Nuisance	81	21
Negligently interrupting the free flow of Traffic	693	138
Overloaded Hire Car	741	321
Overloaded Mini Bus	7668	718
Obstruction	3139	648
Obstructing Peace Officer	31	14
Overcrowded front seat	261	81
Obscured I.D Mark	1118	541
Permitting Breach of Insurance	56	36
Riding on the outside of vehicle	49	21
Speeding	14,838	649
Stopping within 30 ft of a Corner	2821	834
Soliciting passengers	97	41
Tinted Motor vehicle	567	48
Unlicensed Driver	906	421
Untidy Conductor	429	286
Untidy Driver	674	311
Unregistered Motor Vehicle	46	18
Uninsured motor Vehicle	381	138
Unlicensed Conductor	796	456
Uncertified Motor vehicle	1439	641
Unlighted Motor Vehicle front	281	118
Unlighted Motor Vehicle Rear	349	123
Unlighted Bicycle	623	248
Unnecessary Sounding of Horn	741	431
Unlighted Animal drawn Vehicle	53	17
Using hand-held mobile phone whilst driving	864	389
TOTAL	69,653	16,751

Monthly Accidents Fatalities and Causality for the Year 2012.




The Diagram above shows the total number of Fatalities (110) & Casualties totaling (1,444) for the Year 2012.

Fatal Accidents for the Year 2012



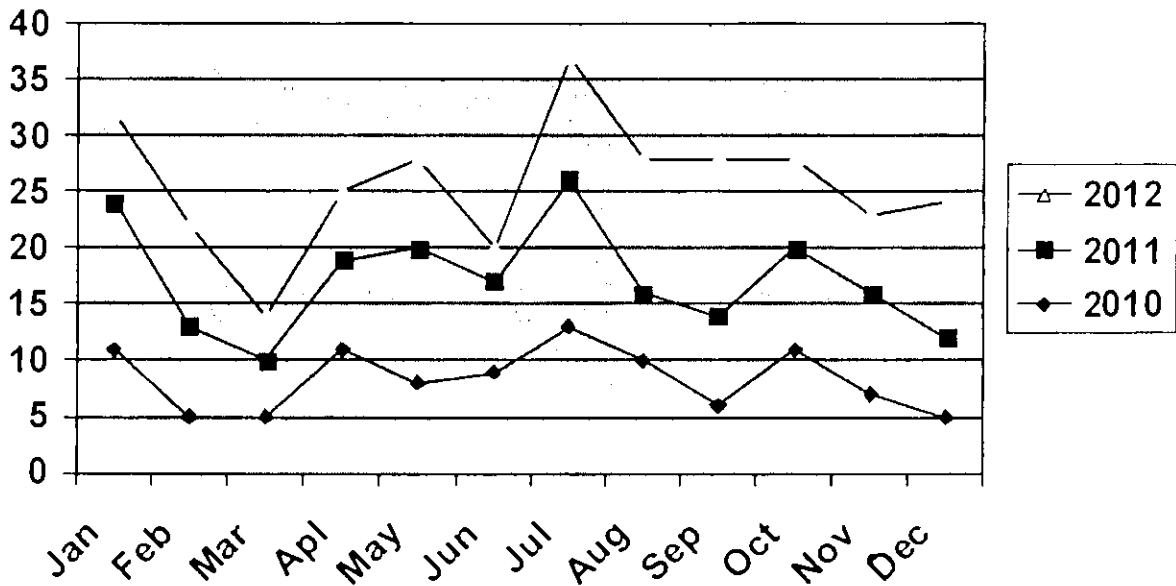
The Diagram above shows the total number of Fatal Accidents totaling 102 for the year 2012.

Monthly Accidents for the whole Country, Georgetown and Other Area
for the Year 2012.



The Diagram above shows the total number of Accidents totaling (1,638) in the Whole Country, (1,052) in Georgetown and (586) in Other Areas.

Fatal accidents for the Years 2010, 2011 & 2012.



The Diagram above shows the total number of Fatal Accidents for the year 2010 (101), 2011 (106), 2012 (102).