

TABLE OF CONTENTS

	<u>PAGE</u>
1.0 Executive Summary	1
2.0 Mission Statement	2
3.0 Manpower	3
3.1 Establishment	3
3.2 Vacancies	3
3.3 Staff Turn Over	3
3.4 Length of Service	3
3.5 Leave	4
3.6 Discipline	4
4.0 Operations	5
4.1 Auxiliary Section	5
4.2 Maintenance Section	5
4.3 Appliances and Equipment	5
4.3.1 Delivery Hose	5
4.3.2 Hydrants	6
4.3.3 Vehicles and Light Pumps in the Service	6
4.4 Ambulance Service	8
4.5 Ambulance Calls	8
4.6 Special Service	8
4.7 Training	8
4.8 Fire Statistics	10
5.0 Fire Prevention	22
5.1 Processing of Plans	22
5.2 Training	22
5.3 Inspections under the Cinematograph & Video Act	23
5.4 Petroleum Storage	23
5.5 Fire Investigations	23
5.6 Inspection of Dwelling Houses	23
5.7 Certificate of Inspections	23
5.8 Special Services	23
5.9 Portable Fire Equipment	23
6.0 Capital Projects	26
7.0 Appendices	27
7.1 Organisation Chart (Global)	28
7.2 Organisation Chart (Divisional)	29
7.2.1 Establishment and Vacancies (Global)	32
7.3 Budgeted and Actual Current Expenditure	34
7.4 Budgeted and Actual Capital Expenditure	35

1.0 EXECUTIVE SUMMARY

During the year in review the Guyana Fire Service despite being plagued with the shortage of manpower and inadequate water supply for Fire Fighting purposes, stood up to its responsibilities in providing Fire Protection coverage utilising its resources. This was achieved by dint of hard work and a disciplined approach portrayed by members of the Service. Once again, the Fire Department was a recipient of aid from the British Overseas Development Administration in the field of appliances and training conducted locally.


In previous years an area of great concern was the alarming rate at which the Service continued to lose staff. During 1994, the trend has continued where the strength of the Service was 60.6% with 145 vacancies out of an establishment of three hundred and sixty eight (368). Most of the vacancies were due to resignations and dismissals at junior staff level. The shortage of heavy duty drivers in the Service is a source of concern. The Guyana Fire Service was losing heavy duty drivers at an alarming rate, mainly because the salaries offered by Private Organisations were considered attractive. Our only answer to this may be an increase of heavy duty driving allowance.

Fire Safety and Public Education relative to Places of Employment, Assembly, Institutional premises and the storage and handling of dangerous substances were given special attention. However, due to the lack of appropriate Legislation there were some areas of neglect pertaining to Fire Safety on some of these premises. As such, it becomes necessary to review all Legislations dealing with Fire Safety in order to keep with the developing trends taking place.

With respect to Capital Projects renovation works continued at Fire Service Headquarters building, Leonora Fire Station, West Ruimveldt Workshop and the Campbellville Fire Station Residence.

With the increase traffic on the City's Waterfrontage, fire coverage must be seriously addressed. Fire Boat was in use in 1895 and we had at one time four (4) Fire Boats in operation. Consideration will therefore have to be given in order to obtain an acceptable level of Fire coverage on the Waterfront.

Decentralisation of the Guyana Fire Service has been taking place. Every effort would be made to give wider Fire Protection.


T P John D S M
Chief Fire Officer

2.0

MISSION STATEMENT

The Guyana Fire Service was established for Fire fighting purposes, that is, the extinction of fires and the protection of life and property in case of fire.

3.

3.0 MANPOWER

3.1 ESTABLISHMENT

The authorised establishment of the Guyana Fire Service during 1994 was three hundred and sixty eight (368) viz:-

1 Chief Fire Officer	29 Section Leaders
1 Deputy Chief Fire Officer	53 Leading Firemen/Firewomen
3 Divisional Officers	246 Firemen/Firewomen
8 Station Officers	8 Clerical & Office Support Staff
10 Sub Officers	6 Barrack Labourers
3 Cadet Officers	

3.2 VACANCIES

At the end of the year 1994, the establishment was short of one hundred and forty five (145) persons as compared to one hundred and sixty two (162) at the end of 1993. The shortage was due to retirement, resignations and dismissals.

The shortages were made up as follows:-

1 Cadet Officer	115 Firemen/Firewomen
5 Section Leaders	8 Clerical & Office Support Staff
14 Leading Firemen/Firewomen	2 Barrack Labourers

3.3 STAFF TURN OVER

During the reporting period there were seventy six (76) enlistments, one (1) retirement, eleven (11) resignations and forty seven (47) dismissals.

3.4 LENGTH OF SERVICE

At the end of 1994, the Guyana Fire Service consisted of a majority of persons (35.1%) with five (5) years and less service.

The shortages in the strength in the Service resulted in an increased work load for all ranks. Never-the-less, there are still experienced personnel in both senior and junior management positions.

The table overleaf shows the percentage of actual strength against years of service.

Years of Service	Nos. of Persons	Percentage
5 years and under	129	35.1
6 years to 9 years	17	4.6
10 years to 14 years	18	4.9
15 years to 19 years	21	5.7
20 years and over	38	10.3
Total	223	60.6
Vacancies	145	39.4

The table below shows personnel by age grouping and percentage of the actual strength.

Age Range	No. of persons	Percentage
18 years to 24 years	87	39
25 years to 34 years	54	24.2
35 years to 44 years	43	19.3
45 years and over	39	17.5
Total	223	100

3.5 LEAVE

SICK

During the year a total of one thousand, four hundred and thirteen (1,413) days was lost due to illness, an average of twelve point three (12.3) days per person.

VACATION

Four thousand, four hundred and eighty (4,480) days were enjoyed by members of the Service, at an average of twenty three point five (23.5) days per person.

SPECIAL

Sixty seven (67) days were granted to members of the Service. These were granted on humanitarian grounds. This leave system facilitated some members to attend Public Service Union Seminars.

3.6 DISCIPLINE

During the year, there were one hundred and forty two (142) breaches of discipline which were resolved as listed below:-

Severely reprimanded	2
Forfeiture of Rota	1
Fined sixty dollars (\$60.00)	4
Fined seventy five dollars (\$75.00)	9
Fined one hundred dollars (\$100.00)	21
Fined two hundred dollars (\$200.00)	12

Fined eight hundred dollars (\$800.00)	1
Fined one (1) day's pay	14
Fined two (2) days' pay	14
Fined three (3) days' pay	<u>64</u>
Total	<u>142</u>

In addition to the aforementioned, eleven (11) members of the Service were served with "Warning Notices" and "Observation Letters" in order to improve their conduct and behavioural pattern.

4.0 OPERATIONS

4.1 AUXILIARY SECTION

Attempts were made during 1994 to resuscitate the Auxiliary Unit. However, due to lack of enthusiasm and poor response from members of the public, this section remained inactive.

Efforts will be made during 1995 to resuscitate the Auxiliary Section of the Service, so that it can play a meaningful role in the event of any disaster.

4.2 MAINTENANCE SECTION

During the year under review, the maintenance section in all Divisions carried out a total of three hundred and forty four (344) major jobs, forty three (43) more than 1993, and six hundred and thirty five (635) minor repairs jobs, thirty six (36) more than in 1993.

4.3 APPLIANCES AND EQUIPMENT

4.3.1 DELIVERY HOSE

This vital item of Fire Service equipment is used to convey water from the source to the fire ground. It is often necessary to lay out delivery hose over long distances, since immediate water supplies are not always available near the incidents. Therefore, it is important to have adequate amounts of this tool to deal with fire fighting effectively.

Divisions	Required No. of Feet	Actual No. of Feet
'A' Division (Georgetown)	20,000	14,925
'A' Sub Division (Timehri)	4,000	2,250
'B' Division (New Amsterdam)	3,500	6,150
'D' Division (Leonora)	3,750	2,325
	<u>35,250</u>	<u>25,650</u>

This shows a shortage of nine thousand, six hundred (9,600) feet of delivery hose, which represent twenty seven point two percent (27.2%) of the required amount.

4.3.2 HYDRANTS

Water from mains is made available for fire fighting through hydrants. The installation of hydrants is the responsibility of the various Municipalities and Water Authorities. It is also their duty to maintain the hydrants at a high level of efficiency. However, it is the responsibility of the Guyana Fire Service to test each hydrant once or twice annually and to report the defects to the relevant authorities, so that the necessary repairs could be effected. During the year, the Department discharged that responsibility, surveying water sources in Georgetown, and its environs, New Amsterdam and Timehri.

4.3.3 VEHICLES AND LIGHT PUMPS IN THE SERVICEFA' Division - Georgetown

Reg. No.	Pumping/tank Capacity	Type of Vehicle	Condition
PZ 9904	500 G P M	Water Tender	Unserviceable
PAA 8588	500 G P M	Water Tender	Unserviceable
PAA 8589	250 G P M	Land Rover	Unserviceable
PBB 1709		Ambulance	Unserviceable
PBB 2147	500 G P M	Water Tender	Unserviceable
PBB 2262	500 G P M	Water Tender	Unserviceable
PBB 2341	500 G P M	Water Carrier	Unserviceable
PBB 4569	250 G P M	Land Rover	Unserviceable
PBB 2691	1000 G P M	Water Carrier	Unserviceable
PBB 5682		Ambulance	Unserviceable
PBB 6010		Ambulance	Unserviceable
PBB 9303		Ambulance	Unserviceable
PBB 2146	500 G P M	Water Tender	Unserviceable
PCC 2926		Staff Car	Unserviceable
PCC 2927		Mini Bus	Unserviceable
PCC 6934		Pick Up Van	Serviceable
GCC 2351	250 G P M	Water Carrier	Unserviceable
GCC 2930		Pick Up Van	Unserviceable
PDD 735	500 G P M	Water Tender	Unserviceable
PDD 736	500 G P M	Water Tender	Unserviceable
PDD 5419		Staff Car	Serviceable
PDD 5737	500 G P M	Water Tender	Serviceable
PEE 1989	400 G P M	Water Tender	Serviceable
PEE 1992		Turntable Ladder	Serviceable
PEE 1993		Turntable Ladder	Serviceable
PEE 2607	400 G P M	Water Tender	Serviceable
PEE 2605		Hose Layer	Serviceable
PEE 3120	400 G P M	Water Tender	Serviceable
PEE 3121	400 G P M	Water Tender	Serviceable
PEE 3551	400 G P M	Water Tender	Serviceable

Reg. No.	Pumping/Tank Capacity	Type of Vehicle	Condition
PEE 4946	500 G P M	Water Tender	Serviceable
PEE 5156	400 G P M	Water Tender	Serviceable
PEE 5166		Ambulance	Serviceable
PEE 5059	400 G P M	Water Tender	Serviceable
PEE 5625		Mini Bus	Serviceable
PEE 7434		Breathing Apparatus Vehicle	Serviceable
Light Pump 17	250 G P M	Coventry Climax	Unserviceable
Light Pump 21	250 G P M	Coventry Climax	Unserviceable
Light Pump 22	250 G P M	Coventry Climax	Unserviceable
Light Pump 23	250 G P M	Godiva	Unserviceable
Light Pump 24	250 G P M	Coventry Climax	Unserviceable
Light Pump 25	250 G P M	Coventry Climax	Unserviceable
Light Pump 26	250 G P M	Godiva	Unserviceable
Light Pump 27	250 G P M	Coventry Climax	Unserviceable
Light Pump 29	250 G P M	Coventry Climax	Serviceable
Light Pump 30	250 G P M	Coventry Climax	Serviceable
Light Pump 31	250 G P M	Godiva	Serviceable
Light Pump 33	250 G P M	Godiva	Serviceable
Light Pump 34	250 G P M	Angus	Serviceable
Light Pump 36	250 G P M	Hathaway	Serviceable

'A' Sub Division - Timehri

PBB 2201	500 G P M	Water Tender	Unserviceable
PBB 3196	350 G P M	Rapid Intervention Vehicle	Unserviceable
PFB 6709	250 G P M	Foam Tender	Unserviceable
PBB 3051	500 G P M	Foam Tender	Unserviceable
PBB 6446		Barkes Ambulance	Unserviceable
PCC 1692	750 G P M	Foam Tender	Unserviceable
PBB 2263	500 G P M	Water Tender	Unserviceable
PBB 2264	500 G P M	Water Tender	Unserviceable
PCC 1691	750 G P M	Foam Tender	Unserviceable
T - 14247		All Terrain Vehicle	Unserviceable
PEE 1991	400 G P M	Water Tender	Serviceable
PEE 5857	400 G P M	Water Tender	Serviceable
Light Pump 35	250 G P M	Coventry Climax	Serviceable

'B' Division - New Amsterdam

PDD 737	500 G P M	Water Tender	Serviceable
PEE 4947	500 G P M	Water Tender	Serviceable
PEE 5618	400 G P M	Water Tender	Serviceable
PEE 5619	400 G P M	Water Tender	Serviceable
Light Pump 28	250 G P M	Coventry Climax	Serviceable

ID Division - Leonora

Reg. No.	Pumping/Tank Capacity	Type of Vehicle	Condition
FDD 1412	500 G P M	Water Tender	Unserviceable
FEE 1990	400 G P M	Water Tender	Serviceable
Light Pump 32	250 G P M	Godiva	Serviceable

4.4 AMBULANCE SERVICE

During the year under review, the Service responded to thirty seven (37) emergency calls with Fire Appliances.

4.5 AMBULANCE CALLS

	<u>1994</u>	<u>1993</u>
Emergency	37	24
Private	--	--
	<u>37</u>	<u>24</u>

4.6 SPECIAL SERVICE

At the end of the year 1994, the Service responded to a total of five hundred and ninety six (596) Special Services as shown here under:-

	<u>1994</u>	<u>1993</u>
Emergency	61	125
Ordinary	<u>535</u>	<u>495</u>
	<u>596</u>	<u>620</u>

4.7 TRAINING

Training of members of the Guyana Fire Service locally in fields relating to the overall development of the Service, was done continuously to maintain maximum efficiency. On the job training at station level was also maintained.

Assistant Divisional Officer Bruce Hoad of the East Sussex Fire Service conducted the Breathing Apparatus & Turntable Ladder refresher courses.

Name of Officers	Name of Courses	Duration	Location
Section Leader R Abrams	Personal Assistant and Secretaries	1994-02-15 to 1994-02-17	Management Training Institute Ogle, East Coast Demerara
Station Officer M Husbands	Health and Safety Practice	1994-02-24 to 1994-05-19	Institute of Adult and Continuing Education
Section Leader R Abrams	Records Management	1994-03-02 to 1994-03-04	Management Training Institute, Ogle, East Coast Demerara

Name of Officers	Name of Courses	Duration	Location
Station Officer M Husbands	Management Development Programme	1994-03-07 to 1994-03-11	Management Training Institute, Ogle, East Coast Demerara
Section Leader B Adams	Personal Assistant and Secretaries	1994-03-15 to 1994-03-17	-do-
Firewoman A Locke	Records Management	1994-04-06 to 1994-04-08	-do-
Firewoman M Belle	Accounts Supervisors for Accounting	1994-04-07 to 1994-04-08	Office of the President Public Service Management Development Division, Vlissengen Road & Duffin Street
Sub Officer C Waldron	Personal Practice and Policies	1994-04-11 to 1994-04-12	-do-
Section Leader S Nelson	Interpersonal Relation and Staff Conflict	1994-04-13 to 1994-04-15	-do-
Sub Officer H DeSouza	Senior Supervision Seminar	1994-04-16 to 1994-06-11	Guyana Prisons Service, 46 Brickdam, Stabroek
Section Leader B Adams	Records Management	1994-04-19 to 1994-04-21	Management Training Institute, Ogle, East Coast Demerara
Leading Fire- woman D Hazel	Personal Assistant and Secretaries	1994-05-10 to 1994-05-12	-do-
Leading Fire- woman B Welch	-do-	1994-06-07 to 1994-06-09	-do-
Section Leader J Johnson	Strengthening the family	1994-06-23	Hotel Tower, Main Street, Georgetown,
Leading Fire- woman B Welch	-do-	-do-	-do-
Section Leader D DosSantos	Effective Supervision	1994-09-19 to 1994-09-23	Management Training Institute, Ogle, East Coast Demerara
Firewoman Y Newton	Ambulance & Emergency Care Programme	1994-09-27 to 1994-09-30	Sophia Exhibition Site
Leading Fireman C Barry	-do-	-do-	-do-
Fireman M Eastman	-do-	-do-	-do-
Leading Fireman J Sankar	-do-	-do-	-do-

Name of Officers	Name of Courses	Duration	Location
Leading Fireman R Thomas	Junior All Arms Ordinance Course No. 9402	1994-09-26 to 1994-11-25	Camp Ayanganna, Thomas Lands, Georgetown.

The following personnel attended a Breathing Apparatus Technician Course at Guyana Fire Service, Headquarters from 1994-10-31 to 1994-11-05.

Cadet Officer	M Gentle
Section Leader	V Nurse
Section Leader	W Boodhram

The following personnel attended a Breathing Apparatus Wearer/Instructor Course at Guyana Fire Service Headquarters from 1994-11-07 to 1994-11-26.

Cadet Officer	M Gentle
Section Leader	D DosSantos
Section Leader	V Nurse
Section Leader	W Boodhram
Section Leader	R Johnson
Section Leader	E Welch
Leading Fireman	A Hardy
Leading Fireman	J Sankar
Leading Fireman	S Adams
Leading Fireman	R Thornhill

4.8 FIRE STATISTICS

FIRE CALLS

The following is a breakdown of calls received by this Department during 1994 as compared with those in 1993.

Georgetown 'A' Division	Timehri 'A' Sub Division	New Amsterdam 'B' Division	Leonora 'D' Division	Total	Year
712	38	39	54	843	1994
634	25	50	26	735	1993

There was an increase of one hundred and eight (108) fire calls which represents a rise of fourteen point seven percent (14.7%) as compared with 1993.

The following shows a comparison of Fire Calls between 1994 and 1993 for each Division.

Georgetown 'A' Division	1994	1993
Actual Fires	620	537
Late Fire Calls	25	21
False Alarm Good Intent	15	15
False Alarm Malicious	52	61
Total	712	634

Timehri 'A' Sub Division	1994	1993
Actual Fires	31	17
Late Fire Calls	2	
False Alarm Good Intent	2	1
False Alarm Malicious	3	7
Total	38	25

New Amsterdam 'B' Division	1994	1993
Actual Fires	30	29
Late Fire Calls	4	5
False Alarm Good Intent		1
False Alarm Malicious	5	15
Total	39	50

Leonora 'D' Division	1994	1993
Actual Fires	16	9
Late Fire Calls	4	
False Alarm Good Intent		2
False Alarm Malicious	34	15
Total	54	26

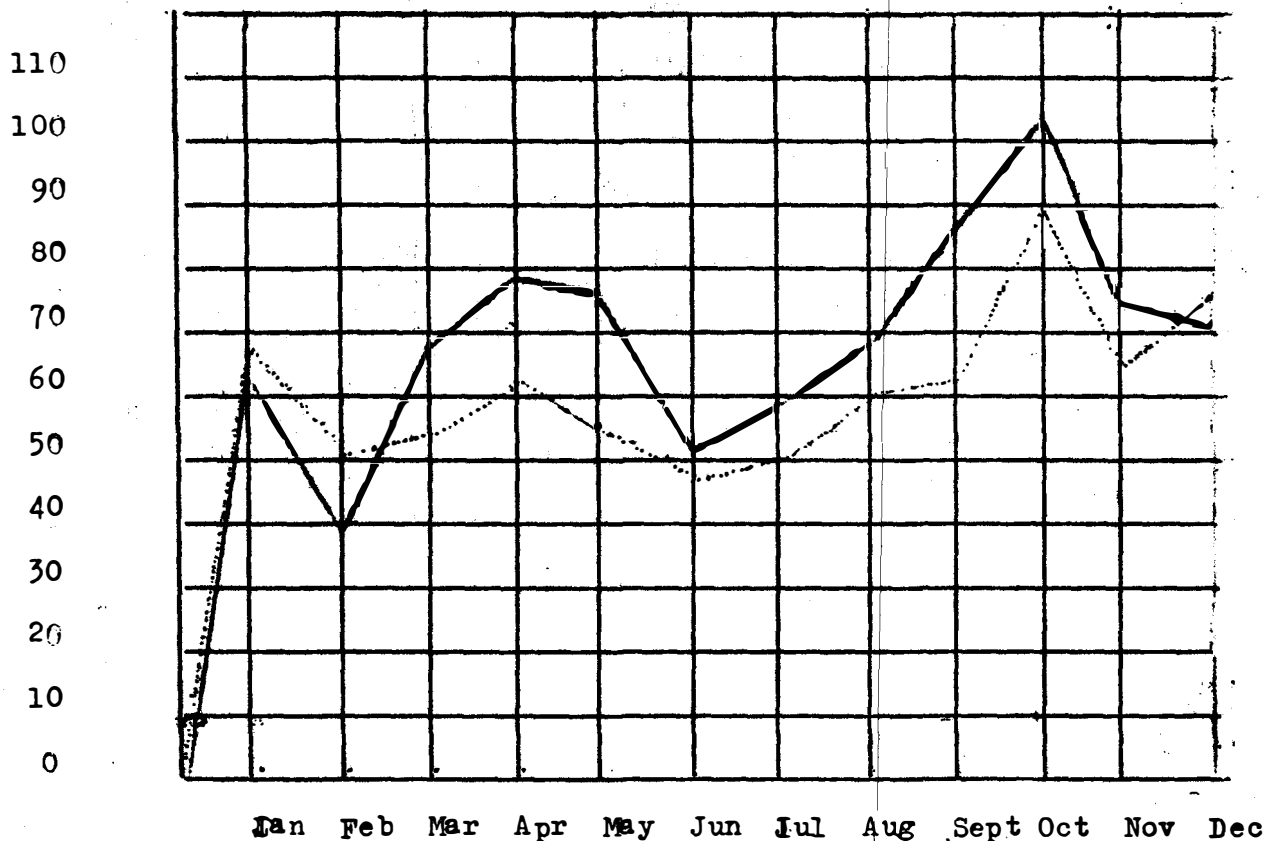
Georgetown showed an increase of seventy eight (78) calls, representing twelve point three percent (12.3%).

Timehri showed an increase of thirteen (13) calls representing fifty two percent (52%).

New Amsterdam showed a decrease of eleven (11) calls representing twenty two percent (22%).

Leonora showed an increase of twenty eight (28) calls representing one hundred and seven point seven percent (107.7%).

The graph below shows the monthly reading of Fire Calls in 1994 and 1993.



KEY: _____ 1994
 ----- 1993

	JAN	FEB	MAR	APR	MAY	JUN	JUL	AUG	SEPT	OCT	NOV	DEC	TOTAL
1994	62	38	68	79	78	51	59	69	87	103	76	73	843
1993	65	51	53	61	55	48	50	60	61	90	65	76	735

The table below shows hours during which calls were received by the Department during 1994.

Period	Georgetown	Timehri	New Amsterdam	Leonora	Total
00:00 hr - 06:00 hrs	76	1	2	4	83
06:00 hrs - 12:00 hrs	169	11	14	19	213
12:00 hrs - 18:00 hrs	221	18	13	17	269
18:00 hrs - 24:00 hrs	246	8	10	14	278
	712	38	39	54	843

The means used for summoning the Fire Service were as follows:-

Means used	Georgetown	Timehri	New Amsterdam	Leonora	Total
Emergency Tele. 912	642	5	14	8	667
Emergency Admin. Tele.	29	22	23	37	111
V H F Radio	8	11			19
Running Calls	31	2	2	9	44
News Media	2				2
	712	38	39	54	843

<u>Types of property involved in fires</u>	<u>1994</u>	<u>1993</u>
Dwelling houses	137	92
Hotel and Bar	1	1
Medical Institutions	1	4
Office Buildings	7	5
Restaurants/Parlours/Mess Halls	4	1
Groceries and dry goods stores	-	3
Warehouses/Bonds/Wharves/Stellings	2	2
Institutions of Learning	5	2
Factories	10	6
Ships and vessels	2	5
Sawmills and lumber storage	-	1
Parapets of roadways	46	69
Rubbish heaps and bins	49	39
Open lands	44	48
Overhead electric wires and transformers	364	255
Municipal markets/Arcades/Bazaars	9	9
Fenced compounds	21	15
Gas cylinders/ranges		2
Motor vehicles/trailers	27	28
Mercantile buildings/Complex	7	1
Electricity Generating Station/Plant		1
Dried grass		7
Sawdust	1	4
Water pumps/Pumping Stations		2
Store Rooms		2
Tar/Tar boilers	2	2
Box oven		1
Huts	2	5
Telephone exchange building		1
Workshops	2	3
Laboratories		2
Farm land	1	
Place of Worship	1	
Police Stations	2	
Military Barrack	1	
Cemetery	1	
Unoccupied buildings	2	
Construction site	1	
Fire Station	1	
Library	2	
Paddy dryer	1	
Chicken pen	1	
Cinema/Place of Public Entertainment	2	
	759	618

<u>Causes of fires</u>	<u>1994</u>	<u>1993</u>
Electrical faults	392	280
Overheating of electrical appliances	13	10
Faulty electrical appliances	9	2
Careless disposal of lighted cigarette ends/matches	29	64
Children playing with matches/cigarette lighters/lamps	13	9
Ignition of flammable liquids/gases	29	35
Deliberate setting of fires	159	115
Malicious setting of fires	17	8
Mosquito coils/lamps/candles/incense	12	8
Radiated heat	3	8
Unknown	19	32
Flying brands/embers	-	4
Unattended/faulty/careless use of cooking appliances	24	27
Welding/cutting operations	6	3
Suspected arson	5	8
Boilover	1	4
Motor vehicle by crash	-	1
Incendiary devices	1	-
	<u>732</u>	<u>618</u>
<u>Method of extinction by Fire Service</u>		
Beaters and spades	5	3
Buckets of water	21	14
Turning off cooking appliances	2	-
Switching off power supply	6	7
Fire Extinguishers	1	5
Wet bags and sand	1	2
Hose reel jets	16	-
One jet	180	198
Two jets	11	8
Three jets	5	1
Four jets	1	1
Excess of four jets	4	1
Leave to burn out	5	-
	<u>258</u>	<u>240</u>
<u>Method of extinction by members of the Public</u>		
Buckets of water	86	73
Wet bags/sand	11	8
Fire Extinguishers	11	17
Switching off power supply	13	5
Turning off cooking appliances	-	4
G E C Workmen	352	263
Smothering	1	1
Leave to burn out		7
	<u>474</u>	<u>378</u>

Properties completely destroyed by fire

No.	Date	Description	Address	Ownership
1	1994-02-10	A wooden and concrete building of two (2) floors which measured approximately 40' by 20' with corrugated metal roofing.	Lot 154 Ogle Street, Beterverwagting, East Coast Demerara.	May Etheldreda Garnett
2	1994-02-10	A wooden building of one (1) floor which measured approximately 20' by 18' supported on 6ft wooden columns with corrugated metal roofing.	Lot 49 Victoria Road, Plaisance, East Coast Demerara	Carl Kyte
3	1994-02-10	A wooden building of one floor which measured approximately 10' by 10' with corrugated metal roofing.	Mandela Avenue, Lodge, Greater Georgetown.	Johnny Hazel
4	1994-03-10	A wooden and concrete building of one (1) floor which measured approximately 160' by 95' with corrugated metal roofing.	Anarika, Essequibo River.	Toolsie Persaud Limited
5	1994-03-26	A wooden building of one floor which measured approximately 64' by 39' with corrugated metal roofing.	Lot 13 Princes Street, Lodge, Greater Georgetown.	Estate of Kylan (Deceased)
6	1994-03-26	A wooden building of one floor which measured approximately 12' by 10' with corrugated metal roofing.	-do-	-do-
7	1994-03-26	A wooden and concrete building of two (2) floors which measured approximately 50' by 39' with corrugated metal roofing.	Lot 12B Princes Street, Lodge, Greater Georgetown.	Etwaria
8	1994-03-29	A wooden building of one floor which measured approximately 37' by 23' with corrugated metal roofing, supported on 1' concrete and wooden columns.	Lot 68 Cross Street, Werk-en-Rust, Georgetown.	Paula Braithwaite
9	1994-04-23	A wooden building of one floor which measured approximately 15' by 15' with troolie leaves and corrugated metal roofing.	Second Dam Timehri Backdam, East Bank Demerara.	Lall
10	1994-04-27	A brown Toyota motor car registration No. H 9305.	Lot 13 Cornelia Ida, West Coast Demerara.	Jimmy

Properties completely destroyed by fire.

No.	Date	Description	Address	Ownership
11	1994-04-29	A wooden building of two floors which measured approximately 20' by 15' with corrugated metal roofing.	Cape Clear Mahaicony Creek, East Coast Demerara.	Outar Singh
12	1994-05-17	A wooden building of one floor which measured approximately 24' by 20' supported on 7' wooden columns, with corrugated metal roofing.	Lot 45 Middle Walk, Friendship, East Coast Demerara.	Pearl Shortt
13	1994-05-18	A wooden building of one floor which measured approximately 24' by 20' supported on 8' wooden columns, with corrugated metal roofing.	Lot 41 Ogle Street, Friendship, East Coast Demerara.	Estate of J G Stephen (Deceased)
14	1994-05-19	A wooden building of one floor which measured approximately 12' by 10' supported on 6' wooden columns with thatched roofing.	Anna Regina Squatting Area, Essequibo Coast.	Lachan
15	1994-06-01	A wooden building of two floors which measured approximately 26' by 20' with corrugated metal roofing.	Lot 54 Stanleytown, West Half, New Amsterdam, Berbice.	Frank Azore
16	1994-06-17	A wooden and concrete building of three floors which measured approximately 65' by 55' with corrugated metal roofing.	Lot 31 Hadfield Street, Werk-en-Rust, Georgetown.	Ramchand Ragbeer.
17	1994-06-19	A wooden building of one floor which measured approximately 32' by 20' supported on 6' concrete columns, with corrugated metal roofing.	Lot 26 Depot Street, Pouderoyen, West Bank Demerara.	Ulis McCakuster
18	1994-06-29	A wooden building of one floor which measured approximately 35' by 20' with corrugated metal roofing, supported on 8' wooden columns.	Lot 64 Quamina Street, Peterverwagting, East Coast Demerara.	Jerome Octive
19	1994-07-03	A wooden building of one floor which measured approximately 14' by 10' with corrugated metal roofing, supported on 2' wooden columns.	Lot 55 Better Hope, East Coast Demerara.	Colin Bumbury

Properties completely destroyed by fire

No.	Date	Description	Address	Ownership
20	1994-07-06	A wooden building of one floor which measured approximately 30' by 25' supported on 7' concrete columns with corrugated metal roofing.	Lot 97 Best Road, West Coast Demerara,	Estate of Shakoor Mohamed (Deceased)
21	1994-08-07	A wooden building of one floor which measured approximately 20'X15' with corrugated metal roofing, supported on 4' wooden columns.	Lot 16 Kl ica Pouderoyen, West Bank Demerara.	Amalia Abraham
22	1994-08-08	A wooden building of one floor which measured approximately 24' by 18' with corrugated metal roofing, supported on 8' concrete columns.	Betsy Ground Village, East Canje, Berbice.	Annand Perdaud
23	1994-08-21	A white Vauxhall Viva motor car, registration No. PZ 395	De Willem, West Coast Demerara.	Cyril Dazzell
24	1994-08-26	A wooden and zinc sheeted building which measured approximately 7ft by 6ft with corrugated metal roofing.	Sea Wall Road, Georgetown.	Godfrey Cadore
25	1994-08-28	A wooden building of one floor which measured approximately 15' by 15' supported on 11' wooden columns, with corrugated metal roofing.	Sea View Squatting Area, Anna Catherina, West Coast Demerara.	Ramdeo Mahadeo
26	1994-09-03	A wooden and concrete building of three floors which measured approximately 97' by 61' with corrugated metal roofing.	Lot 31 Robb Street and Avenue of the Republic, Lacytown, Georgetown.	Victor Yassim Invest- ments Guyana Limited
27	1994-09-03	A wooden and concrete building of three floors which measured approximately 100' by 40' with corrugated metal roofing.	Lot 32 Robb Street, Lacytown, Georgetown.	Cho Kit Ling
28	1994-09-10	A wooden and concrete building of two floors which measured approximately 36' by 24' with corrugated metal roofing.	Lot 25 Hampshire Street, Courtland Village, Corentyne, Berbice.	Charles Simon
29.	1994-09-12	A wooden building of one floor which measured approximately 24' by 20' supported on 6' wooden columns with corrugated metal roofing.	Lot 100 Section 'A' No. 58 Village, Corentyne, Berbice.	Kadar Deodat

Properties completely destroyed by fire.

No.	Date	Description	Address	Ownership
30	1994-09-17	A wooden building of two floors which measured approximately 40' by 36' with corrugated metal roofing.	No. 41 Village, West Coast, Berbice.	Rudolph Peters
31	1994-10-21	A wooden building of one floor which measured approximately 13' by 12' supported on 1' concrete columns with corrugated metal roofing.	Phase 2 DeKinderen West Coast Demerara	Lynette Kunick
32	1994-10-26	A wooden building of two floors which measured approximately 30' by 20' with corrugated metal roofing.	Lot 5 Fourth Avenue, Bartica.	Sarah Abrams
33	1994-11-08	A wooden and concrete building of two floors which measured approximately 40' by 30' with corrugated metal roofing.	Lot 87 Section 'C' Bush Pot Village, West Coast Berbice.	Phulwantie Ganesh
34	1994-11-21	A wooden building of one floor which measured approximately 14' by 13' with corrugated metal roofing.	LaBag Jelle, Leguan, Essequibo River.	Margo Barbil and David Roopwah
35	1994-11-26	A wooden building of two floors which measured approximately 21' by 21' with corrugated metal roofing.	Lot 25 Suddie Housing Scheme, Essequibo Coast.	Marlene Lake
36	1994-11-27	A wooden building of one floor which measured approximately 20' by 18' supported on 6' concrete columns with corrugated metal roofing.	Lot 15 East, Middle Street, Poudroyen, West Bank Demerara.	Francis Gonsalves
37	1994-12-01	A wooden building of one floor which measured approximately 20' by 16' supported on 5' wooden columns with thatched roofing.	DeNoons, Demerara River.	Joe Alexander and Bibi Zelika
38	1994-12-02	A wooden building of two floors which measured approximately 70' by 20' with corrugated metal roofing.	Lot 3 Fort Street, Kingston, Georgetown.	Parbattie Rampaul
39	1994-12-02	A wooden and concrete building of two floors which measured approximately 40' by 24' with corrugated metal roofing.	Lot 1/32 Fort Street, Kingston, Georgetown.	Victoria Lewis

Properties completely destroyed by fire.

No.	Date	Description	Address	Ownership
40	1994-12-02	A wooden and concrete building of two floors which measured approximately 30' by 21' with corrugated metal roofing.	Lot 30A Fort Street, Kingston, Georgetown.	Fredrick Premnauth Persaud
41	1994-12-05	A wooden building of one floor which measured approximately 12' by 9' with corrugated metal roofing.	South Sophia Squatting Area, Greater Georgetown.	Sandra Scott
42	1994-12-19	A wooden building of one floor which measured approximately 16' by 9' supported on 4' wooden columns with corrugated metal roofing.	Lot 154 New Road, Vreed-en-Hoop, West Coast Demerara.	Heralall Bodhi
43	1994-12-24	A wooden building of one floor which measured approximately 30' by 20' supported on 8' wooden columns with corrugated metal roofing.	Lot 40 Stanleytown, New Amsterdam, Berbice.	Lorna Cussiah
44	1994-12-27	A wooden building of one floor which measured approximately 10' by 10' with corrugated metal roofing.	Dam Separating North East and East LaPenitence, Greater Georgetown.	Appallo

Properties severely damaged by fire.

No.	Date	Description	Address	Ownership
1	1994-02-04	A wooden building of two floors measuring approximately 40' by 20' supported on 2' concrete columns, with corrugated metal roofing.	Lot 54 Light Street, Alberttown, Georgetown.	Kussein Ghannie
2	1994-03-08	One Mini Bus, Registration No. BEE 78	Lot 65 Delph Street, Campbellville, Greater Georgetown.	Subadra
3	1994-03-19	A wooden building of one floor measuring approximately 36' by 12' with corrugated metal roofing.	Stelling View Municipal Market.	Mayor & City Council, Georgetown.
4	1994-03-26	A wooden building of two floors measuring approximately 37' by 12' with corrugated metal roofing.	Lot 14B Princes Street, Lodge, Greater Georgetown.	Zamona Kishram

Properties severely damaged by fire.

No.	Date	Description	Address	Ownership
5	1994-03-26	A wooden and concrete building of two floors measuring approximately 23' by 11' with corrugated metal roofing.	Lot 12A Princes Street, Lodge, Greater Georgetown.	Etwaria
6	1994-03-29	A wooden and concrete building of two floors measuring approximately 46' by 17' with corrugated metal roofing.	Lot 69 Urban Street, Werk-en-Rust, Georgetown.	Shiela Ferrell
7	1994-05-08	A wooden and concrete building of three floors measuring approximately 40' by 32' with corrugated metal roofing.	Lot 85 Quamina Street, Georgetown.	Gerald Duarte
8	1994-07-09	A wooden building of two floors measuring approximately 40' by 20' with corrugated metal roofing.	Lot 8 Queenstown Corriverton, Berbice.	Sarifan Alli
9	1994-07-31	A wooden and concrete building of two floors measuring approximately 132' by 38' with corrugated metal roofing.	Lot 105-106 Agriculture Road, Triumph, East Coast Demerara.	Somat Alli
10	1994-09-04	One steel hull trawler M V Blue Seas, measuring approximately 75' length by 20' beam by 9' draught.	Providence, East Bank Demerara.	Georgetown Seafoods Limited
11	1994-11-13	A wooden and concrete building of two floors measuring approximately 36' by 30' with corrugated metal roofing.	Lot 162 Damon Avenue, Linden.	Samuel Alfred
12	1994-12-02	A wooden and concrete building of two floors measuring approximately 40' by 28' with corrugated metal roofing.	Lot 30B Fort Street, Kingston, Georgetown.	Leon Maxwell
13	1994-12-20	A concrete building of one floor measuring approximately 100' by 60' with corrugated metal roofing.	Farm, East Bank Demerara.	Seals & Packing Industries Limited

Deaths by fire - 1994

No.	Date of Fire	Date died	Name	Age	Address	Cause of death
1	1994-01-03	1994-01-03	Paula Welch	38 yrs	Lot 74 Soesdyke, East Bank Demerara.	Shock and dehydration
2	1994-04-19	1994-04-19	Rookmin Samaroo	66 yrs	Lot 21 Hill Street, Aibouystown.	-do-
3	1994-04-23	1994-04-23	Shawn Bowen	3 yrs	Second Dam, Timehria	-do-
4	1994-04-23	1994-04-23	Junior Hinds		-do-	-do-
5	1994-04-23	1994-04-23	Sherman Hinds	mths	-do-	-do-
6	1994-05-17	1994-05-17	Michelle Scarda	29 yrs	Lot 44 Middle Walk, Friendship, East Coast Demerara.	-do-
7	1994-05-18	1994-05-18	Andre Phillips	2 yrs	Lot 41 Ogle Street, Friendship, East Coast Demerara.	-do-
8	1994-06-19	1994-06-19	Christopher Boucher	7 mths	Lot 26 Depot Street, Pouderoyen, West Bank Demerara.	-do-
9	1994-06-19	1994-06-19	George Payne	6 yrs	-do-	-do-
10	1994-08-07	1994-08-07	Mohamed Ibahim	44 yrs	Lot 16 Klein Pouderoyen, West Bank Demerara.	-do-
11	1994-10-26	1994-10-26	Beluil Fiedkou	67 yrs	Lot 5 Fourth Avenue, Lartica.	-do-

5.0 FIRE PREVENTION

During the year 1994, the Fire Prevention Section was committed in fulfilling the certification of premises such as Petroleum Storages, Hotels, Guest Houses, Workshops, Discotheques, Restaurants, Off Licence Liquor Stores, vehicles and vessels transporting dangerous petroleum products.

Even though there was considerable progress made in carrying out inspections and conducting training programmes, it is regrettable that the fullest advantage was not realized because of the plague of staff shortage and transportation difficulties.

Too often fire precautions were made ineffective by carelessness, bad house keeping and management failure to implement fire safety recommendations. However, fire safety on defaulting premises can only be improved by the right attitude, constant personal care, management willingness to implement recommendations and the appropriate Legislation.

INSPECTIONS:

During 1994, one thousand, one hundred and sixty (1160) inspections were done in Government and Private buildings. These buildings include Ministries, Corporations, Storage facilities, Chemical and Flammable Liquids, Commercial and Industrial buildings, Warehouses, Factories, Stores and Bonds, Legal and Educational Institutions. Target properties such as key industries, places of public assembly and entertainment, where life and process hazards were high, were given special attention. The main objective was to make fire safety recommendations with a view to reduce the chance of outbreak of fires and prevent the loss of lives.

5.1 PROCESSING OF PLANS:

One hundred and ninety seven (197) plans were forwarded by Central Housing and Planning Authority, The City Engineer's Department, and the Central Board of Health for processing. The purpose of this exercise was to submit fire safety recommendations, taking into consideration the amount and type of structures, also materials to be used in the construction of the type of occupancy. Consideration was also given to the exposure of hazards surrounding properties.

5.2 TRAINING:

Training in aspects of fire safety were conducted at all Hospitals in Georgetown, East and West Coast of Demerara and Berbice, also at the Palms and Ptolemy Reid Rehabilitation Centre. Employees from Government Department, Public Corporations, and Private Agencies were exposed to two (2) two (2) day seminars, twelve (12) one (1) day training seminars, ninety one (91) forty (40) minutes sessions and twenty (20) evacuation drills. Talks were also given to pupils of schools on fire safety. Evacuation drills were conducted during Fire Prevention Week.

5.3 INSPECTIONS UNDER THE CINEMATOGRAF AND VIDEO ACT:

During the year, two hundred and fifty four (254) surprise inspections were carried out while members of the public were viewing cinematograph exhibitions. This was to ensure that cinematograph and video regulations were being observed.

5.4 PETROLEUM STORAGE

Petroleum Service Stations, Bulk Installations and other storage facilities throughout the country were inspected, and four hundred and seventy seven (477) Petroleum Licences were issued to persons whose premises were up to the required fire safety standards. Reports of illegal storage were investigated by this Department in collaboration with members of the Guyana Police Force, and Legal Action was taken against persons found violating the Petroleum Act. An area of much concern was the disposal and accumulation of waste oil around service stations and power stations.

5.5 FIRE INVESTIGATIONS

Thirty four (34) scenes of fires in various parts of the country were visited and fire investigations were carried out with a view to determine their causes.

5.6 Inspection of Dwelling Houses

Numerous reports regarding unsafe fire practices in dwelling houses were received. Inspections were conducted and advice given with respect to fire safety. In some instances, Legal Action were taken against persons who failed to comply with the advice given.

5.7 CERTIFICATE OF INSPECTIONS

Three hundred and ninety five (395) certificates of inspections were issued for the operations of Workshops, Hotels, Guest Houses, Off Licence Liquor Stores, and Restaurants. These Certificates were issued after the premises were inspected and the conditions were considered safe for the operation of the business.

5.8 SPECIAL SERVICES:

Members of this Section stoodby at twenty (20) Special Services during live performances at Cinemas, The National Cultural Centre, and other places of Public Assembly. The objective: was to ensure the safety of the Public.

5.9 PORTABLE FIRE EQUIPMENT:

In many buildings it was found necessary to have fire fighting equipment recharged. Fire Extinguishers which could have been recharged by this Department were done and proprietors were advised to send the others to agencies with recharging facilities.

FIRE PREVENTION ACTIVITIES FOR 1994:INSPECTIONS:

TYPE OF OCCUPANCIES	GOVERNMENT	PRIVATE	TOTAL
Penal Institutions (Jails Reformatories)	3	-	3
Places of Assembly	16	280	296
Educational Institutions	6	2	8
Residences	6	81	87
Mercantile	2	59	61
Business (Commercial)	11	182	193
Industrial	24	42	66
Storages	43	268	311
Workshops	10	95	105
Medical Institutions	26	4	30
TOTAL	147	1,013	1,160

OTHER ACTIVITIES	TOTAL
Plans Processed	197
Fire Investigations	34
Fire Hazard Reports Investigated	60
Generators	20
Special Services	20
Surprise Cinema Inspections	254
TOTAL	2,335

LICENCES ISSUED

Petroleum Licences	477
--------------------	-----

CORRESPONDENCES

TYPE	AMOUNT	NO. OF RECOMMENDATIONS
Letters	339	1,175
Memoranda	241	1,053
Total	580	2,228

CERTIFICATES ISSUED:

TYPE OF PREMISES	TOTAL
Hotels/Guest Houses	37
Workshops (All Types)	105
Off Licence Liquor Stores	85
Restaurants	79
Discos/Night Clubs	41
Miscellaneous - Beer Gardens, Snackettes, Parlours etc.	16
Total	363

TRAINING:

TYPE	AMOUNT	ATTENDANCE
2 - Day Seminar	2	65
1 - Day Seminar	12	300
Demonstration/Lectures (40 Mins.)	91	2,486
Evacuation Drills	90	5,669
Total	195	8,520

6.0 CAPITAL PROJECTS

During the year under review, the Guyana Fire Service Capital Projects were as follows:-

VOTES PROVISION - \$13,250,000.

This amount was sub-divided under the various Sub Heads.

SUBHEAD 12003 - Fire and Ambulance Station

Eight million dollars (\$8,000,000.) were allocated to rehabilitate Leonora Fire Station, Mechanical Workshop, and a portion of Fire Service Headquarters, Stores floor, all projects completed.

SUB HEAD 24003 - Land Transport

One million, two hundred and fifty thousand dollars (\$1,250,000.) were allocated to purchase one Reconditioned 2,000 CC fifteen (15) seater Mini Bus for the Department.

SUB HEAD 26002 - Communication Equipment

One million dollars (\$1,000,000.) were allocated to purchase, three (3) Public Address System, complete with Amplifiers and for installation, also one (1) Mobile V H F Radio Set and two (2) V H F Hand Held Radio Sets, which were installed at Central Fire Station, Timehri Fire Station and New Amsterdam Fire Station.

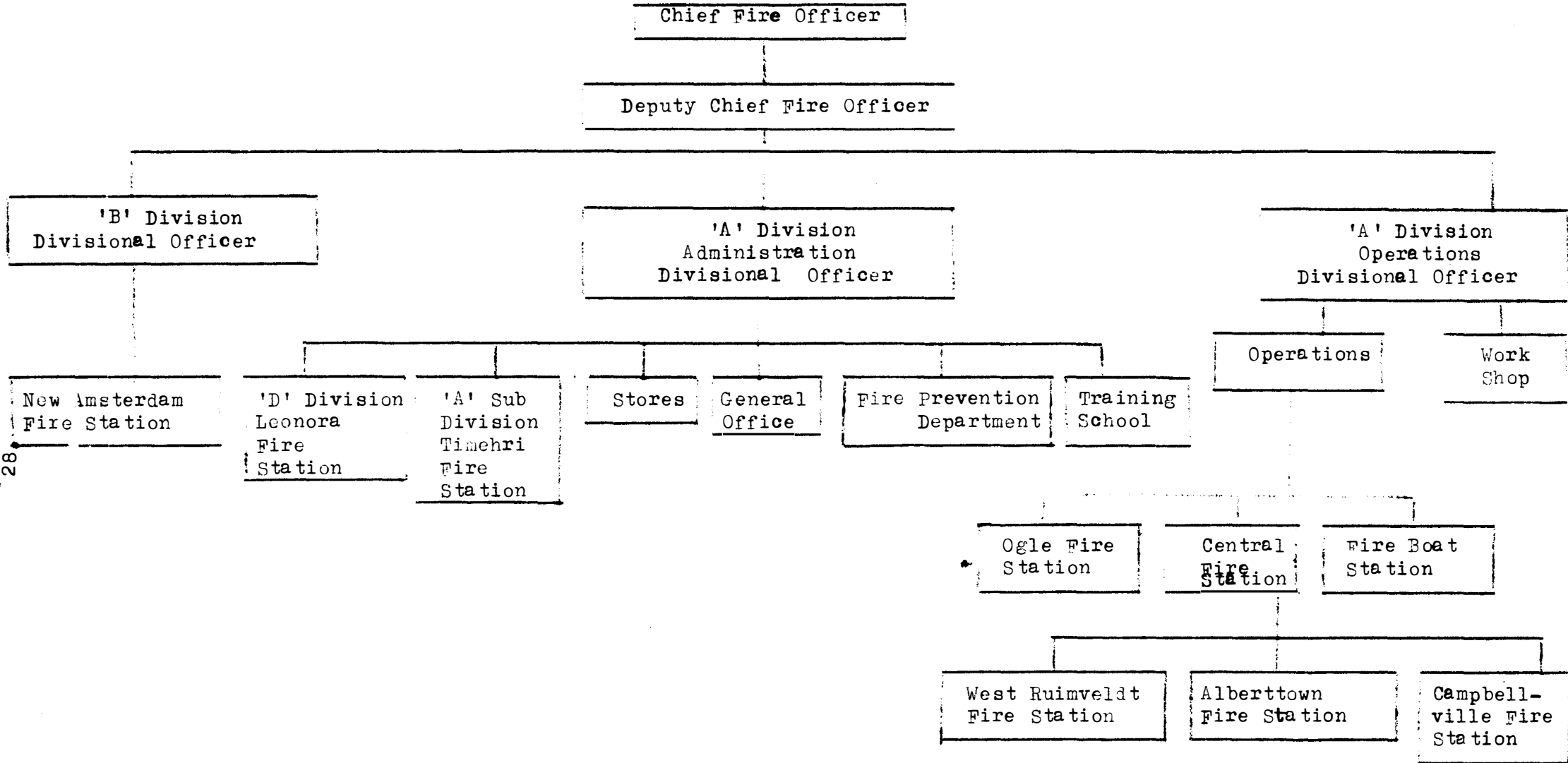
SUB HEAD 26003 - Tools and Equipment

Three million dollars (\$3,000,000.) were allocated to purchase, Delivery Hose, Hydrant fittings and other ancillary equipment for Fire Appliances and Station use

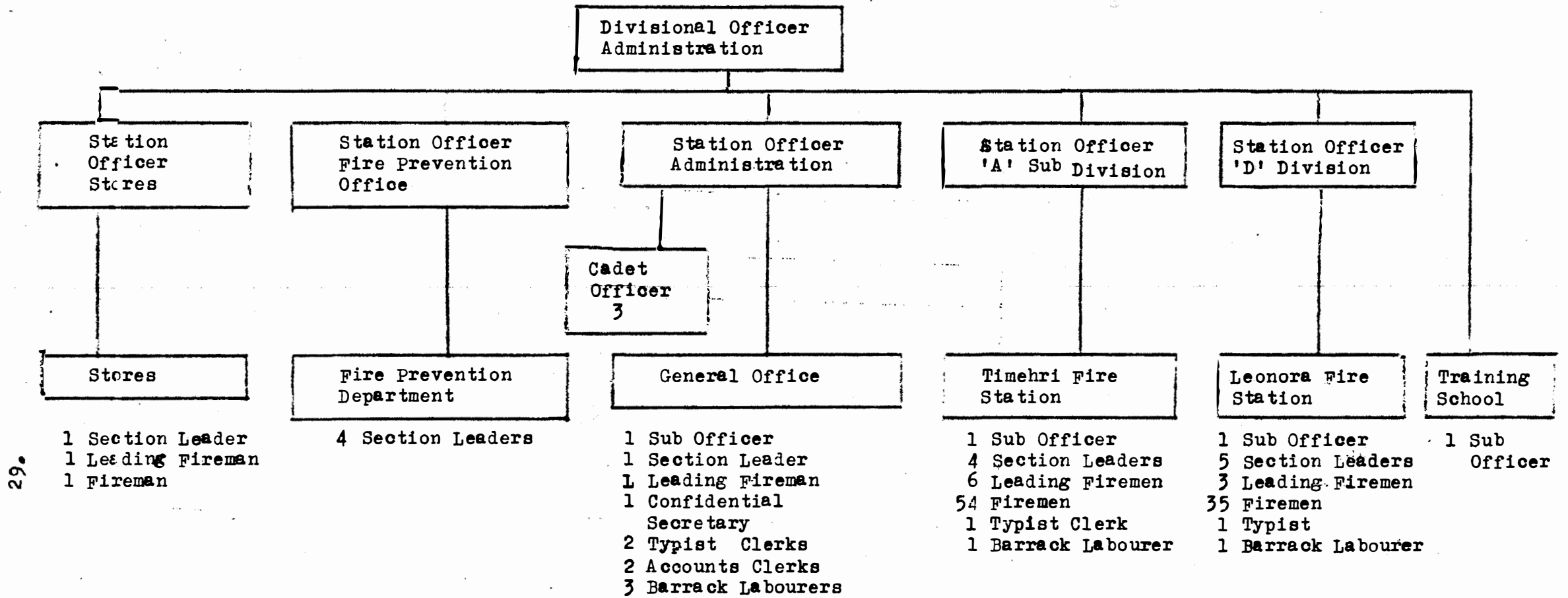
7.0

A P P E N D I C I E S

ORGANISATION CHART (GLOBAL)

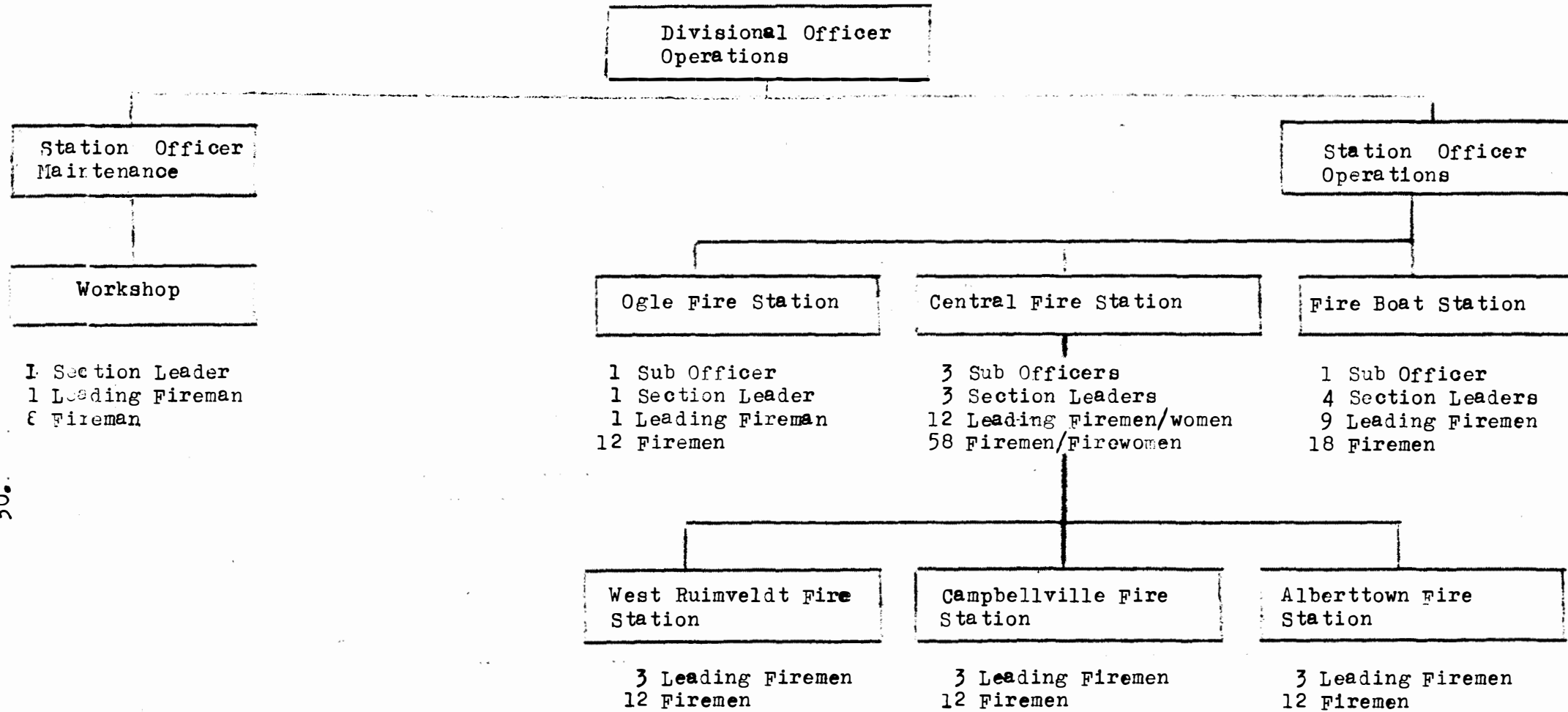


ORGANISATION CHART (DIVISIONAL)



29.

ORGANISATIONAL CHART (DIVISIONAL)



ORGANISATIONAL CHART (DIVISIONAL)

Divisional Officer
'B' Division

Station Officer

Stores	Maintenance Section	Sub Officer	Fire Prevention Section	Office Staff
1 Fireman	1 Section Leader	Operational Staff	1 Section Leader	1 Typist 1 Barrack Labourer
		3 Section Leaders 6 Leading Firemen 33 Firemen		

7.2.1 A P P E N D I XESTABLISHMENT AND VACANCIES (GLOBAL)

RANKS	AUTHORISED STRENGTH	ACTUAL STRENGTH	SHORTAGE	EXCESS
Chief Fire Officer	1	1	-	-
Deputy Chief Fire Officer	1	1	-	-
Divisional Officer	3	3	-	-
Station Officers	8	8	-	-
Cadet Officers	3	2	1	-
Sub Officers	10	10	-	-
Section Leaders	29	24	5	-
Leading Firemen/Firewomen	53	39	14	-
Firemen/Firewomen	246	131	115	-
	354	219	135	-
Clerical & Office Support Staff	8	-	8	-
Unskilled Workers/Barrack Labourers	6	4	2	-
Total	368	223	145	-

A P P E N D I XESTABLISHMENT AND VACANCIES (DIVISIONAL)GEORGETOWN DIVISION

RANKS	AUTHORISED STRENGTH	ACTUAL STRENGTH	SHORTAGE	EXCESS
Chief Fire Officer	1	1	-	-
Deputy Chief Fire Officer	1	1	-	-
Divisional Officers	2	2	-	-
Station Officers	5	5	-	-
Cadet Officers	3	2	1	-
Sub Officers	7	7	-	-
Section Leaders	15	16	-	1
Leading Firemen/Firewomen	39	21	17	-
Firemen/Firewomen	134	67	67	-
Clerical & Office Support Staff	5	-	5	-
Barrack Labourers	3	2	1	-
Total	214	124	91	1

TIMEHRI SUB DIVISION

RANKS	AUTHORISED STRENGTH	ACTUAL STRENGTH	SHORTAGE	EXCESS
Station Officer	1	1	-	-
Sub Officer	1	1	-	-
Section Leaders	4	4	-	-
Leading Firemen	6	2	4	-
Firemen/Firewomen	45	22	23	-
Clerical & Office Support Staff	1	-	1	-
Barrack Labourer	1	1	-	-
Total	59	31	28	-

LEONORA DIVISION

RANKS	AUTHORISED STRENGTH	ACTUAL STRENGTH	SHORTAGE	EXCESS
Station Officer	1	1	-	-
Sub Officer	1	1	-	-
Section Leaders	5	2	3	-
Leading Firemen	3	4	-	1
Firemen	33	12	21	-
Clerical & Office Support Staff	1	-	1	-
Barrack Labourer	1	-	1	-
Total	45	20	26	1

NEW AMSTERDAM DIVISION

RANKS	AUTHORISED STRENGTH	ACTUAL STRENGTH	SHORTAGE	EXCESS
Divisional Officer	1	1	-	-
Station Officer	1	1	-	-
Sub Officer	1	1	-	-
Section Leaders	5	2	3	-
Leading Firemen/Firewomen	6	12	-	6
Firemen/Firewomen	34	30	4	-
Clerical & Office Support Staff	1	-	1	-
Barrack Labourer	1	1	-	-
Total	50	48	8	6

7.33 BUDGETED AND ACTUAL CURRENT EXPENDITURE

SUB HEAD	TITLE	BUDGETED AMOUNT	ACTUAL EXPENDITURE
	<u>Total Employment Cost</u>	37,296	37,149
	<u>Wages and Salaries</u>	21,176	23,345
101	Administrative	2,785	3,126
103	Other Technical & Craft Skill	19,176	19,943
105	Semi Skilled Operatives & Unskilled	215	276
	<u>Employment Overhead Expenses</u>	10,120	13,804
201	Other Direct Labour Cost	523	710
203	Benefits and Allowances	13,797	11,068
204	National Insurance	1,800	2,026
	<u>Total Other Charges</u>	10,102	9,434
302	Materials Equipment and Supplies	1,227	1,234
303	Fuel and Lubricants	2,887	2,566
304	Rental and Maintenance of Building	380	985
305	Maintenance of Infrastructure	424	422
306	Electricity Charges	276	328
307	Transport, Travel and Postages	4,068	2,925
308	Telephone Charges	500	499
309	Services Purchase	190	275
314	Other	150	200

7.3 4 BUDGETED AND ACTUAL CAPITAL EXPENDITURE

SUB HEAD	PROJECTS	BUDGETED AMOUNT	ACTUAL EXPENDITURE
12003	<u>Fire and Ambulance Station</u> Rehabilitation of Leonora Fire Station, Mechanical Workshop and Fire Service Headquarters Western Building.	8,000,000.	7,962,216.
24003	<u>Land Transport</u> Purchase of one (1) fifteen (15) seater Nissan Mini Bus.	1,250,000.	1,250,000.
26002	<u>Communication Equipment</u> Purchasing of Public Address Systems, with amplifiers, and extension speakers, and V H F hand held radio sets also one (1) mobile V H F radio set.	1,000,000.	1,000,000.
26003	<u>Tools and Equipment</u> Purchasing of delivery hose, hydrant fittings, and other ancilliary equipment.	3,000,000.	2,832,041.

